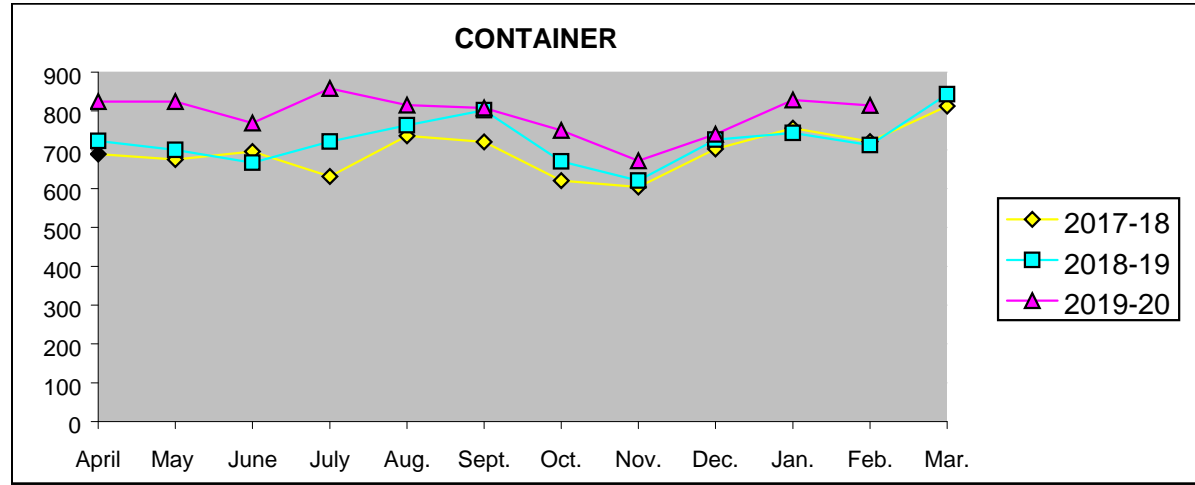
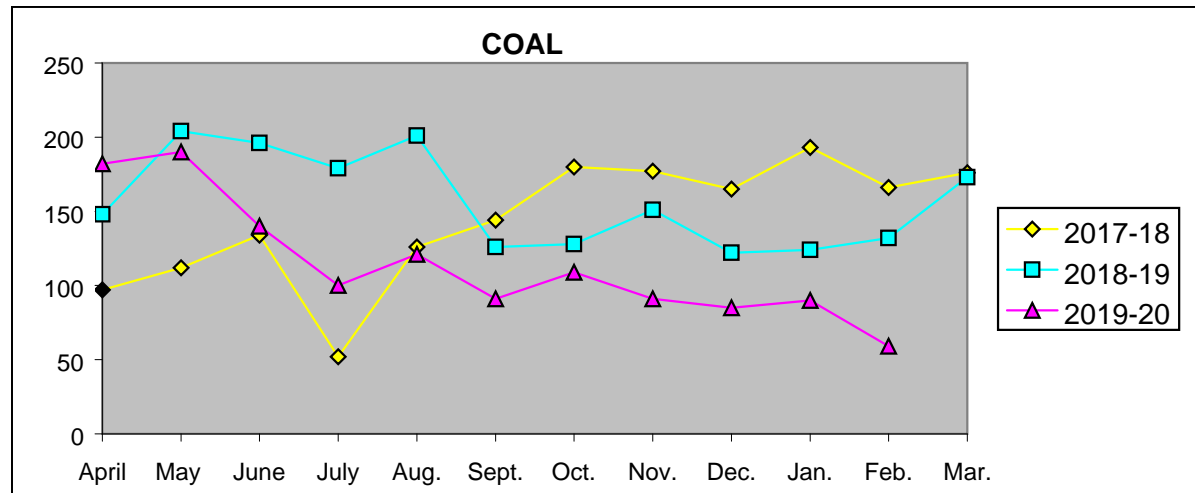


Commodity-wise number of Freight Trains moved on Kutch Railway section

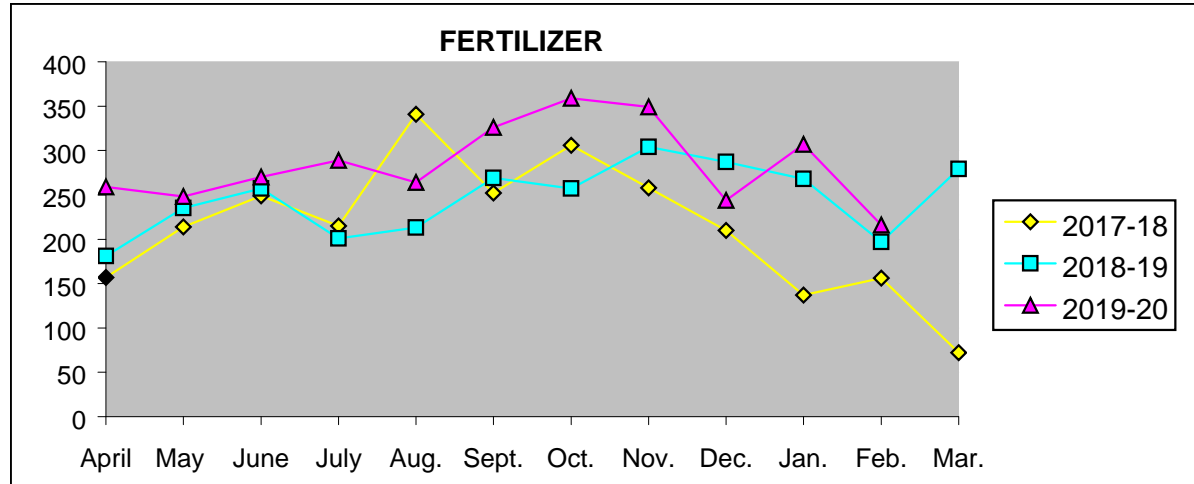
CONT.	2017-18	2018-19	2019-20
April	689	723	824
May	675	700	824
June	696	667	769
July	631	721	858
Aug.	736	763	815
Sept.	720	802	808
Oct.	621	670	750
Nov.	604	621	672
Dec.	702	726	740
Jan.	756	743	828
Feb.	721	712	814
Mar.	813	843	
Total	8364	8691	8702



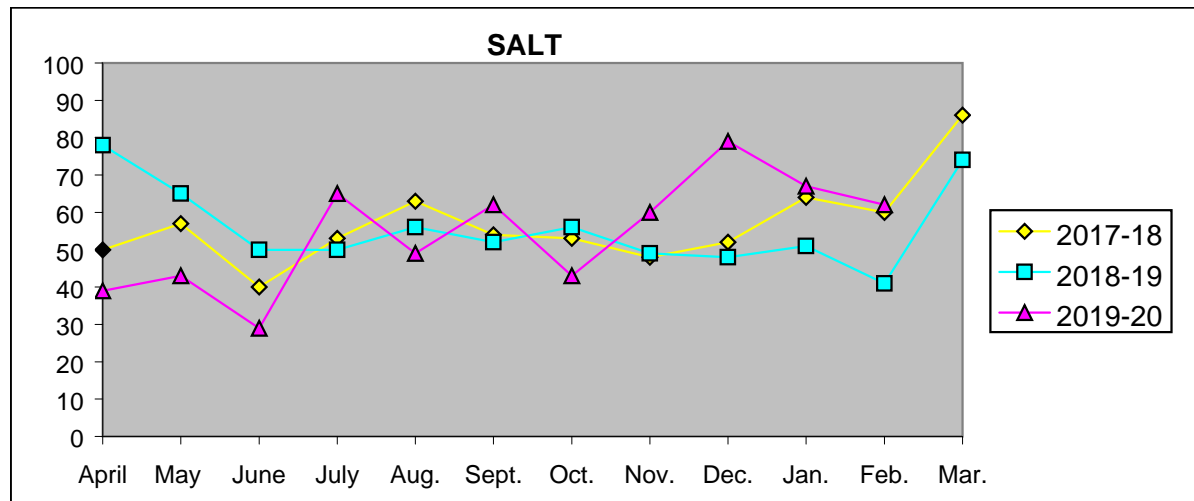
COAL	2017-18	2018-19	2019-20
April	97	148	182
May	112	204	190
June	134	196	140
July	52	179	100
Aug.	126	201	121
Sept.	144	126	91
Oct.	180	128	109
Nov.	177	151	91
Dec.	165	122	85
Jan.	193	124	90
Feb.	166	132	59
Mar.	176	173	
Total	1722	1884	1258



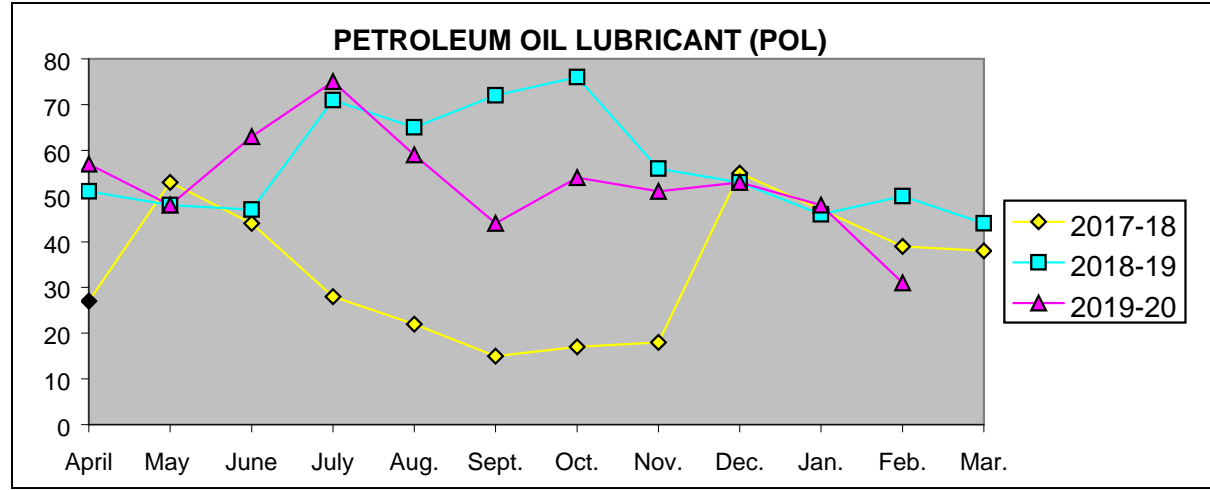
Ferti.	2017-18	2018-19	2019-20
April	157	181	259
May	214	235	248
June	249	257	270
July	215	201	289
Aug.	341	213	264
Sept.	252	269	326
Oct.	306	257	359
Nov.	258	304	349
Dec.	210	287	244
Jan.	137	268	307
Feb.	156	197	216
Mar.	72	279	
Total	2567	2948	3131



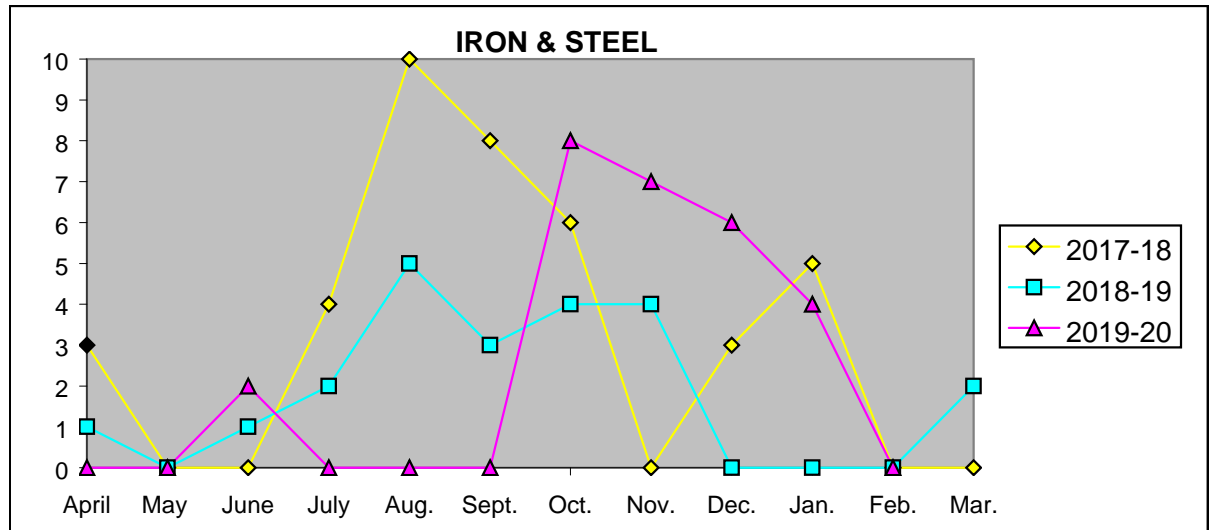
Salt	2017-18	2018-19	2019-20
April	50	78	39
May	57	65	43
June	40	50	29
July	53	50	65
Aug.	63	56	49
Sept.	54	52	62
Oct.	53	56	43
Nov.	48	49	60
Dec.	52	48	79
Jan.	64	51	67
Feb.	60	41	62
Mar.	86	74	
Total	680	670	598



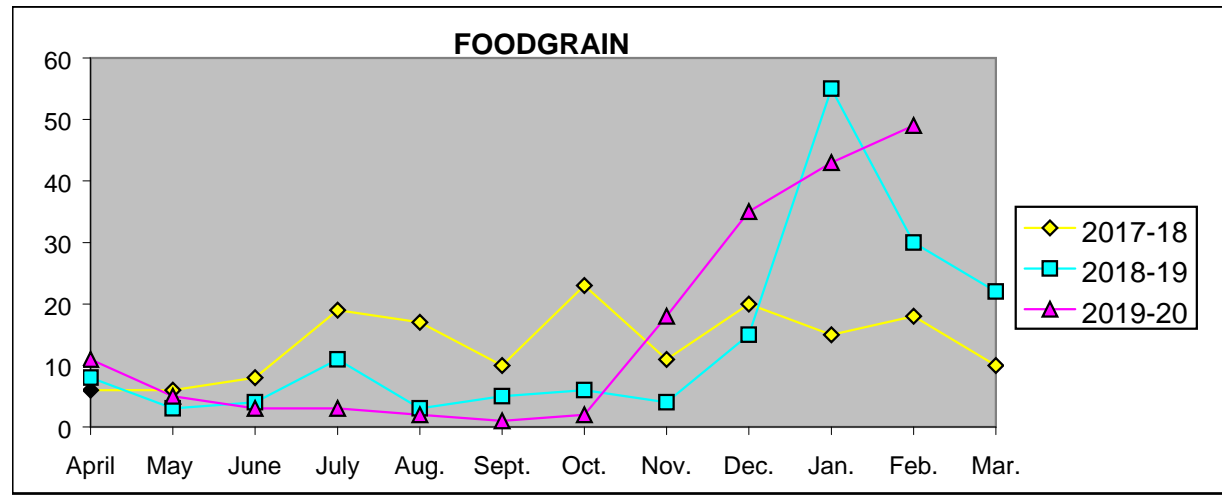
POL	2017-18	2018-19	2019-20
April	27	51	57
May	53	48	48
June	44	47	63
July	28	71	75
Aug.	22	65	59
Sept.	15	72	44
Oct.	17	76	54
Nov.	18	56	51
Dec.	55	53	53
Jan.	47	46	48
Feb.	39	50	31
Mar.	38	44	
Total	403	679	583



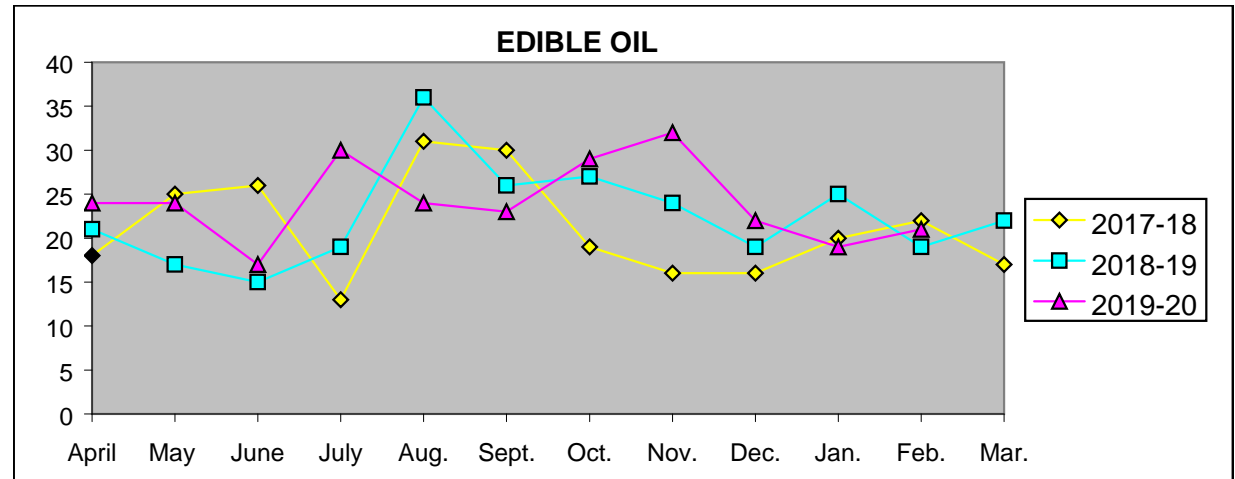
I & S	2017-18	2018-19	2019-20
April	3	1	0
May	0	0	0
June	0	1	2
July	4	2	0
Aug.	10	5	0
Sept.	8	3	0
Oct.	6	4	8
Nov.	0	4	7
Dec.	3	0	6
Jan.	5	0	4
Feb.	0	0	0
Mar.	0	2	
Total	39	22	27



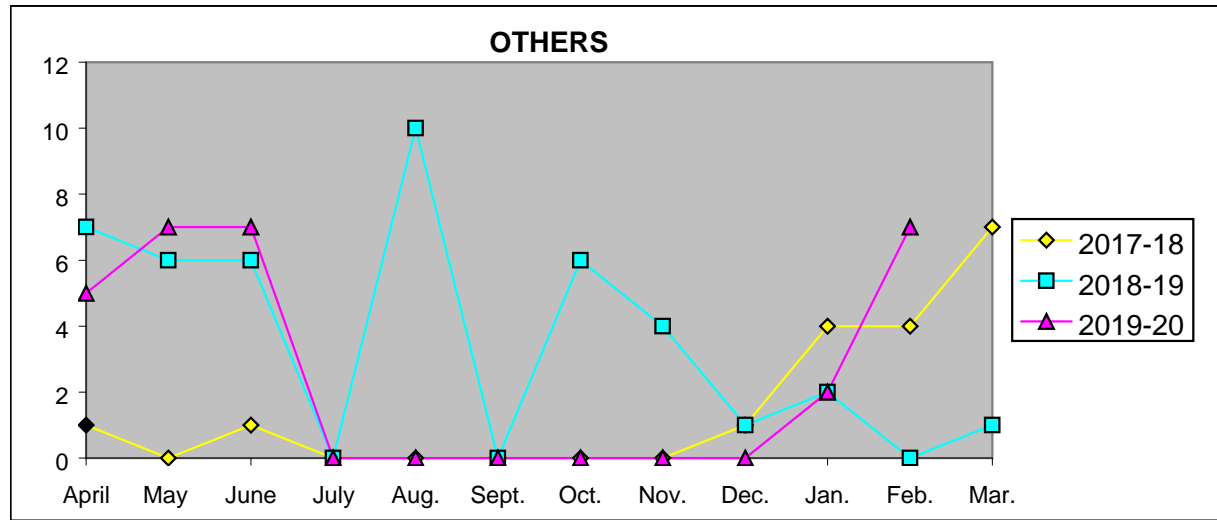
FG	2017-18	2018-19	2019-20
April	6	8	11
May	6	3	5
June	8	4	3
July	19	11	3
Aug.	17	3	2
Sept.	10	5	1
Oct.	23	6	2
Nov.	11	4	18
Dec.	20	15	35
Jan.	15	55	43
Feb.	18	30	49
Mar.	10	22	
Total	163	166	172



E.Oil	2017-18	2018-19	2019-20
April	18	21	24
May	25	17	24
June	26	15	17
July	13	19	30
Aug.	31	36	24
Sept.	30	26	23
Oct.	19	27	29
Nov.	16	24	32
Dec.	16	19	22
Jan.	20	25	19
Feb.	22	19	21
Mar.	17	22	
Total	253	270	265



Others	2017-18	2018-19	2019-20
April	1	7	5
May	0	6	7
June	1	6	7
July	0	0	0
Aug.	0	10	0
Sept.	0	0	0
Oct.	0	6	0
Nov.	0	4	0
Dec.	1	1	0
Jan.	4	2	2
Feb.	4	0	7
Mar.	7	1	
Total	18	43	28



Empty	2017-18	2018-19	2019-20
April	243	294	295
May	280	315	289
June	301	338	278
July	242	312	344
Aug.	386	318	303
Sept.	330	323	371
Oct.	414	319	379
Nov.	294	388	360
Dec.	334	363	299
Jan.	315	254	306
Feb.	328	265	249
Mar.	263	357	
Total	3730	3846	3473

