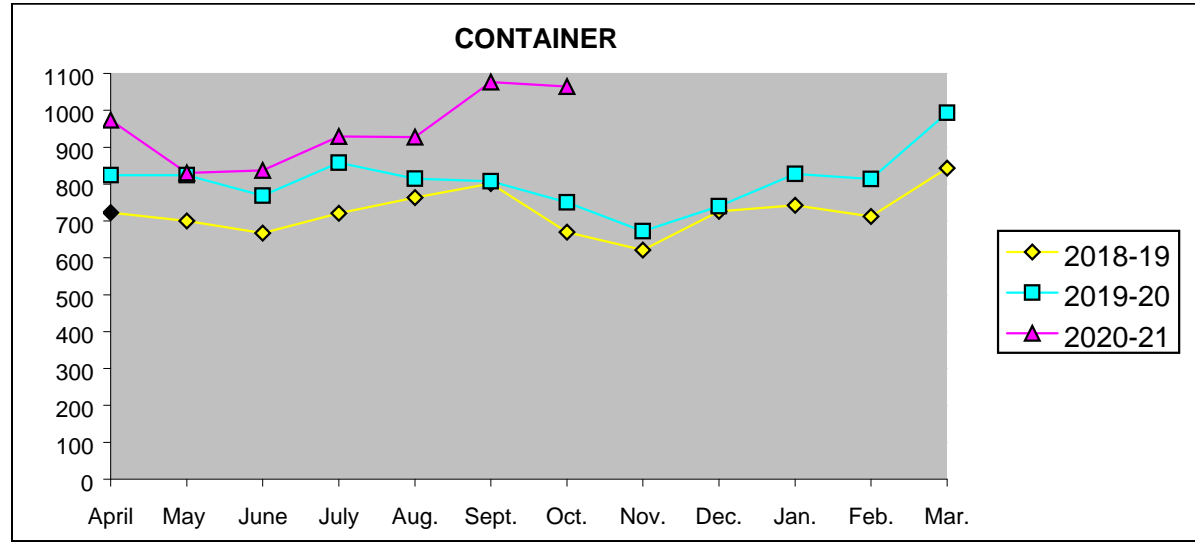
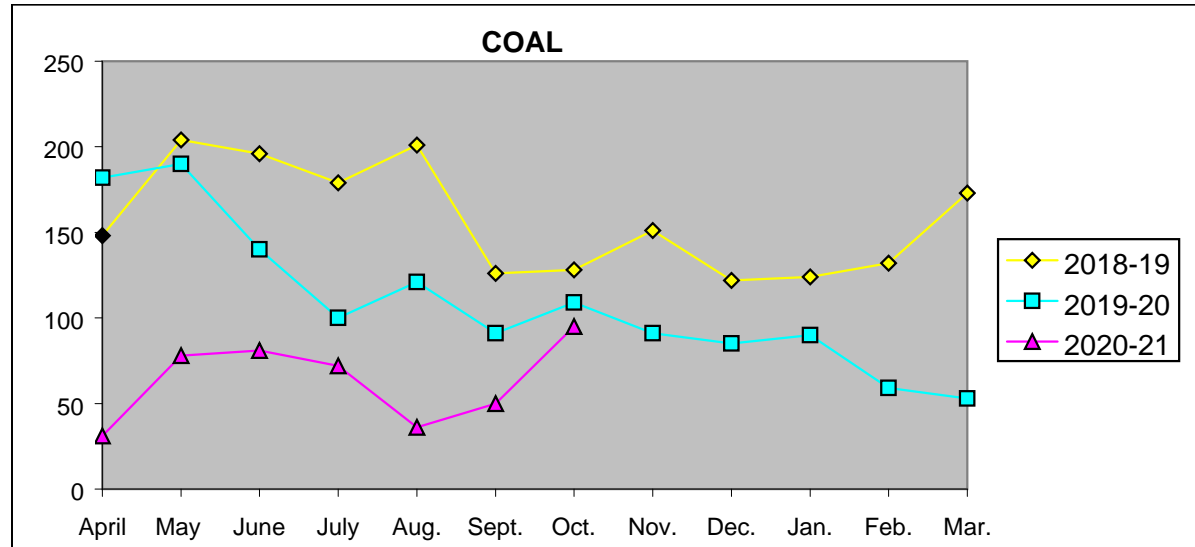


Commodity-wise number of Freight Trains moved on Kutch Railway SPV section

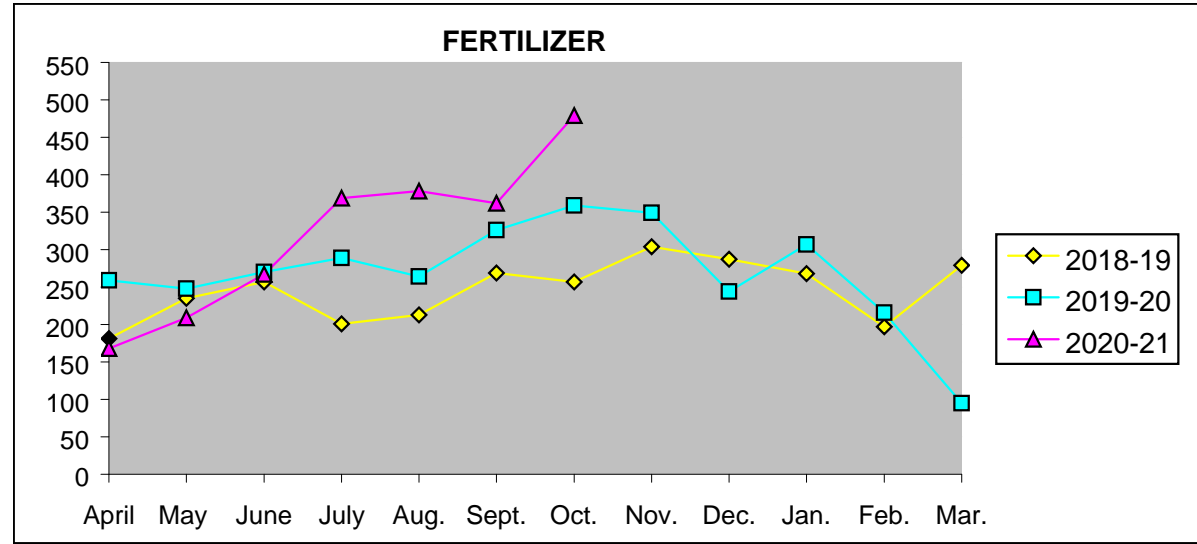
CONT.	2018-19	2019-20	2020-21
April	723	824	973
May	700	824	830
June	667	769	837
July	721	858	929
Aug.	763	815	927
Sept.	802	808	1077
Oct.	670	750	1064
Nov.	621	672	
Dec.	726	740	
Jan.	743	828	
Feb.	712	814	
Mar.	843	993	
Total	8691	9695	6637



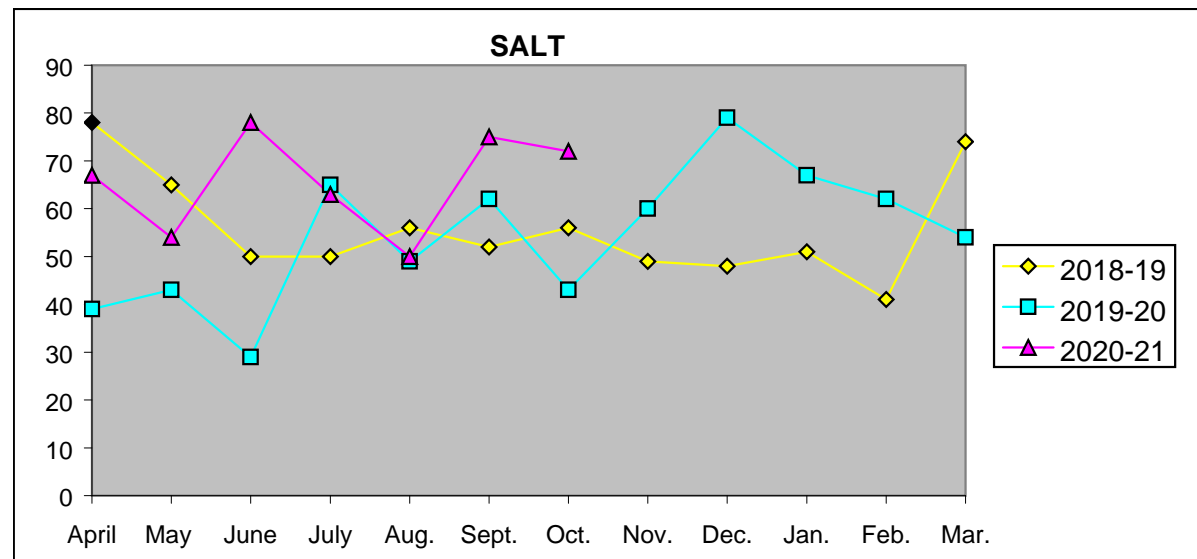
COAL	2018-19	2019-20	2020-21
April	148	182	31
May	204	190	78
June	196	140	81
July	179	100	72
Aug.	201	121	36
Sept.	126	91	50
Oct.	128	109	95
Nov.	151	91	
Dec.	122	85	
Jan.	124	90	
Feb.	132	59	
Mar.	173	53	
Total	1884	1311	443



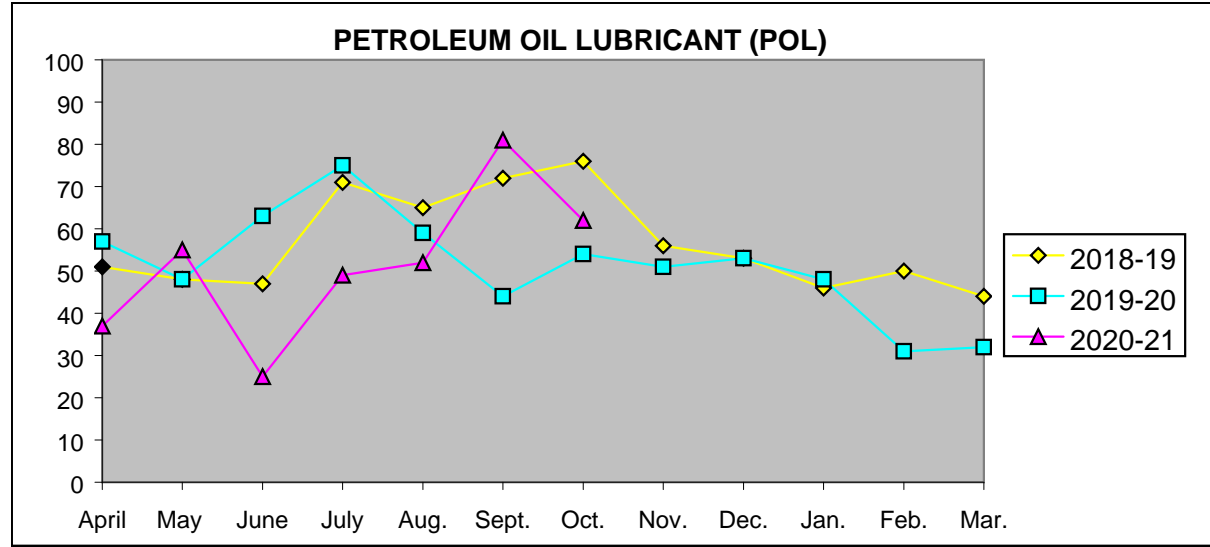
Ferti.	2018-19	2019-20	2020-21
April	181	259	168
May	235	248	209
June	257	270	267
July	201	289	369
Aug.	213	264	378
Sept.	269	326	362
Oct.	257	359	479
Nov.	304	349	
Dec.	287	244	
Jan.	268	307	
Feb.	197	216	
Mar.	279	95	
Total	2948	3226	2232



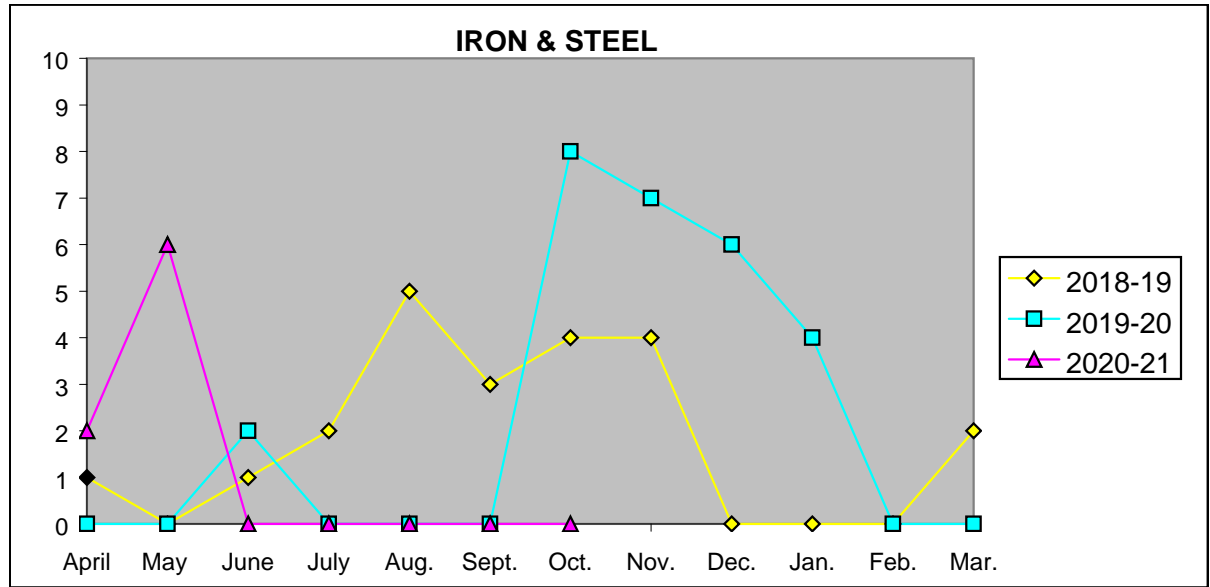
Salt	2018-19	2019-20	2020-21
April	78	39	67
May	65	43	54
June	50	29	78
July	50	65	63
Aug.	56	49	50
Sept.	52	62	75
Oct.	56	43	72
Nov.	49	60	
Dec.	48	79	
Jan.	51	67	
Feb.	41	62	
Mar.	74	54	
Total	670	652	459



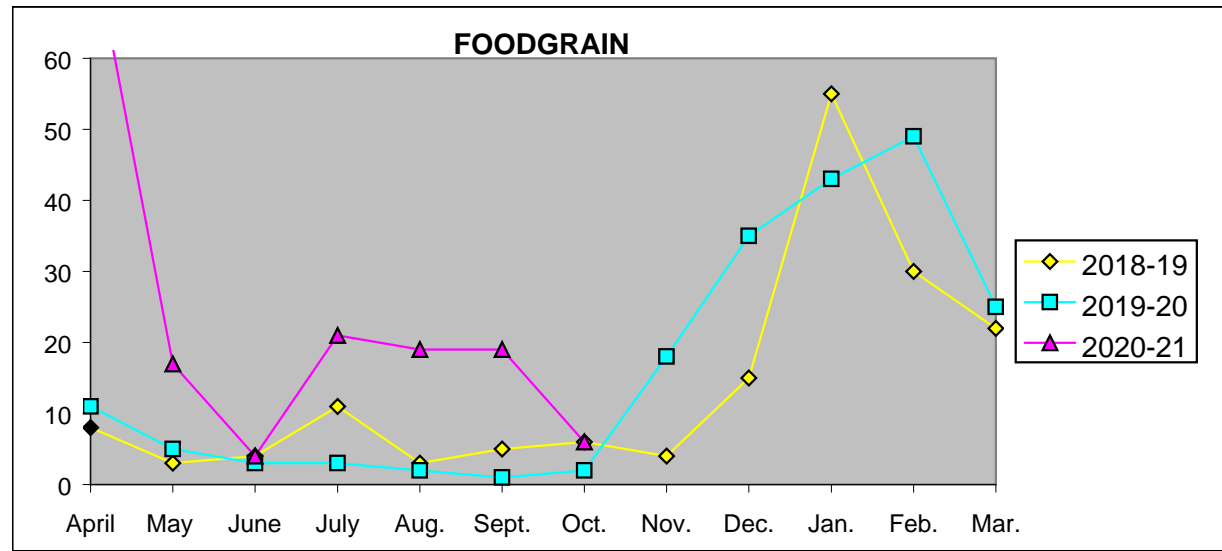
POL	2018-19	2019-20	2020-21
April	51	57	37
May	48	48	55
June	47	63	25
July	71	75	49
Aug.	65	59	52
Sept.	72	44	81
Oct.	76	54	62
Nov.	56	51	
Dec.	53	53	
Jan.	46	48	
Feb.	50	31	
Mar.	44	32	
Total	679	615	361



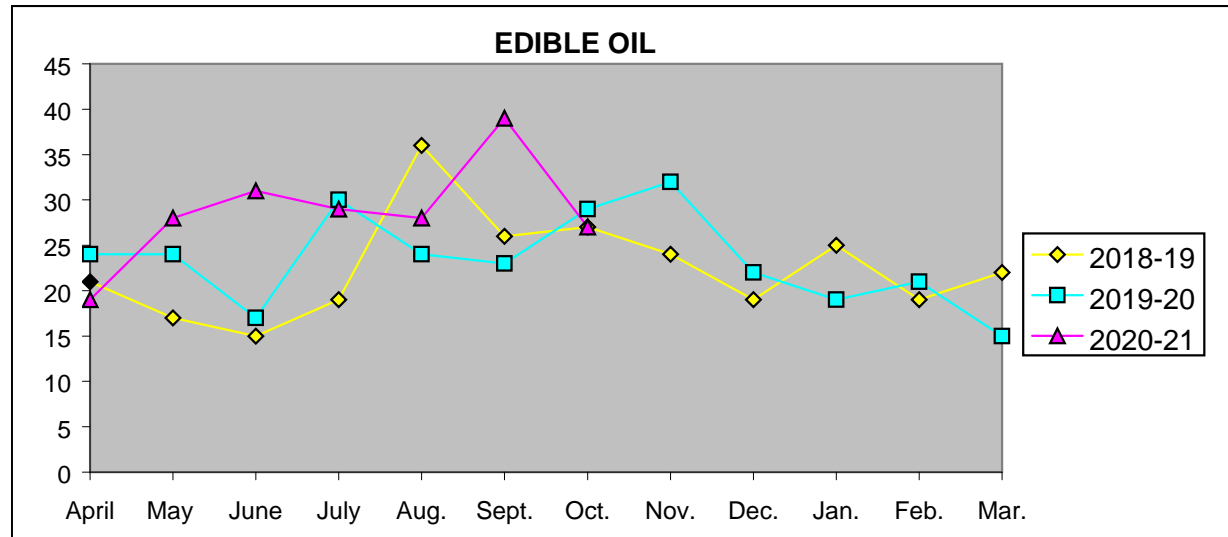
I & S	2018-19	2019-20	2020-21
April	1	0	2
May	0	0	6
June	1	2	0
July	2	0	0
Aug.	5	0	0
Sept.	3	0	0
Oct.	4	8	0
Nov.	4	7	
Dec.	0	6	
Jan.	0	4	
Feb.	0	0	
Mar.	2	0	
Total	22	27	8



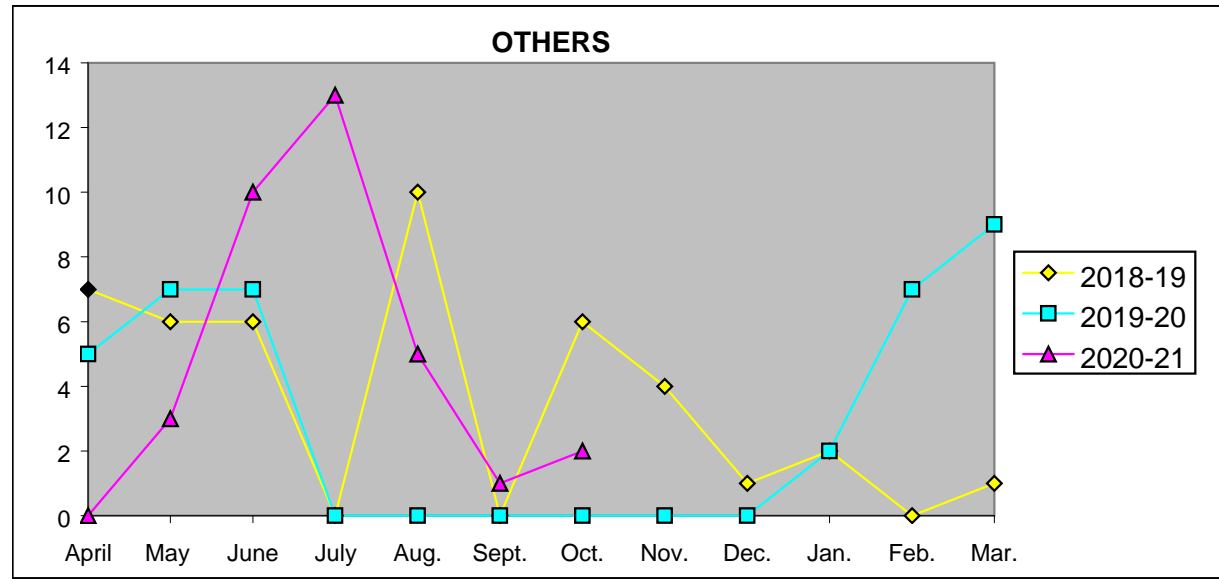
FG	2018-19	2019-20	2020-21
April	8	11	78
May	3	5	17
June	4	3	4
July	11	3	21
Aug.	3	2	19
Sept.	5	1	19
Oct.	6	2	6
Nov.	4	18	
Dec.	15	35	
Jan.	55	43	
Feb.	30	49	
Mar.	22	25	
Total	166	197	164



E.Oil	2018-19	2019-20	2020-21
April	21	24	19
May	17	24	28
June	15	17	31
July	19	30	29
Aug.	36	24	28
Sept.	26	23	39
Oct.	27	29	27
Nov.	24	32	
Dec.	19	22	
Jan.	25	19	
Feb.	19	21	
Mar.	22	15	
Total	270	280	201



Others	2018-19	2019-20	2020-21
April	7	5	0
May	6	7	3
June	6	7	10
July	0	0	13
Aug.	10	0	5
Sept.	0	0	1
Oct.	6	0	2
Nov.	4	0	
Dec.	1	0	
Jan.	2	2	
Feb.	0	7	
Mar.	1	9	
Total	43	37	34



Empty	2018-19	2019-20	2020-21
April	294	295	147
May	315	289	200
June	338	278	279
July	312	344	310
Aug.	318	303	270
Sept.	323	371	283
Oct.	319	379	404
Nov.	388	360	
Dec.	363	299	
Jan.	254	306	
Feb.	265	249	
Mar.	357	253	
Total	3846	3726	1893

