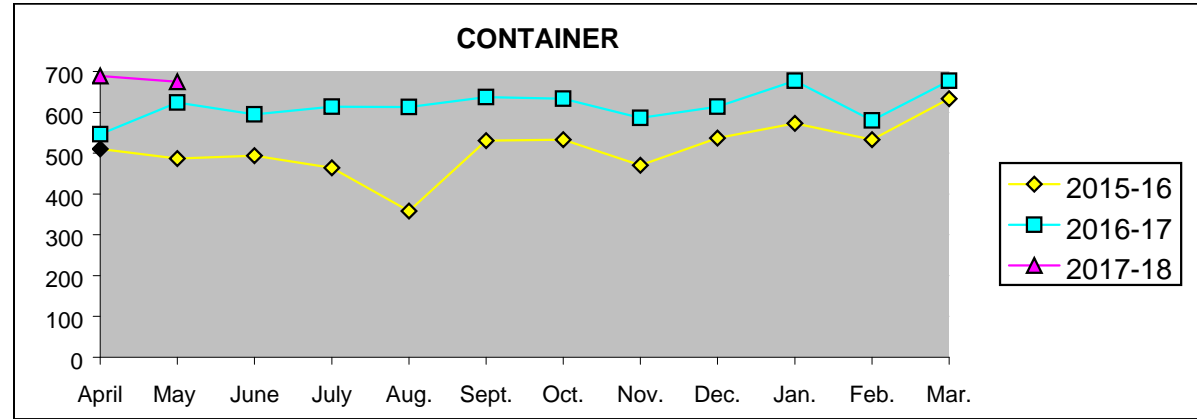
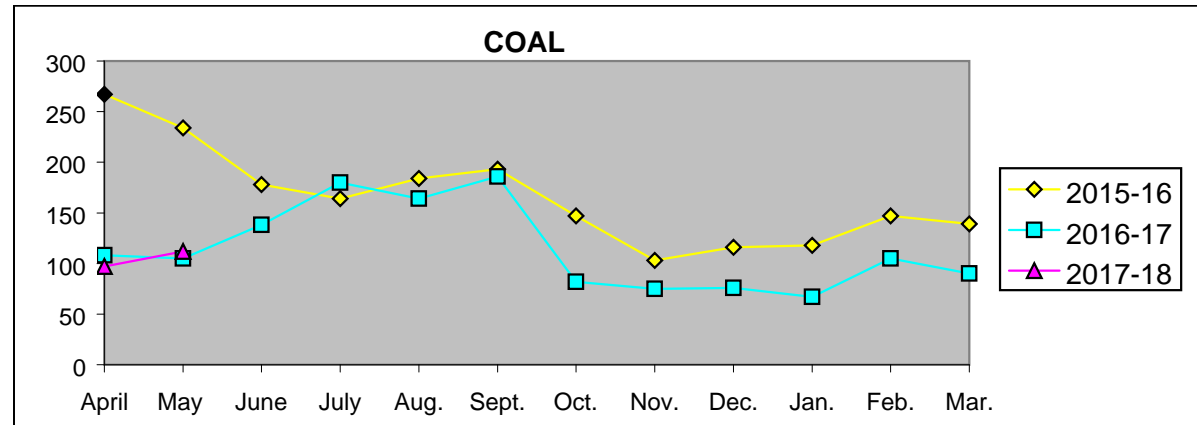


Commodity-wise number of Freight Trains moved on Kutch Railway section

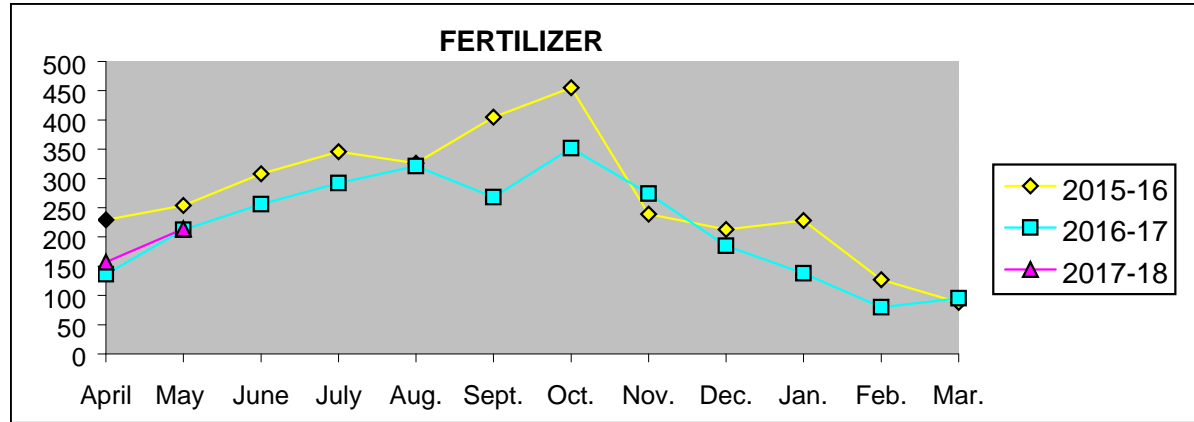
Cont.	2015-16	2016-17	2017-18
April	510	546	689
May	487	624	675
June	494	595	
July	464	614	
Aug.	358	613	
Sept.	531	637	
Oct.	533	633	
Nov.	470	586	
Dec.	537	614	
Jan.	573	677	
Feb.	533	580	
Mar.	633	677	
Total	6123	7396	1364



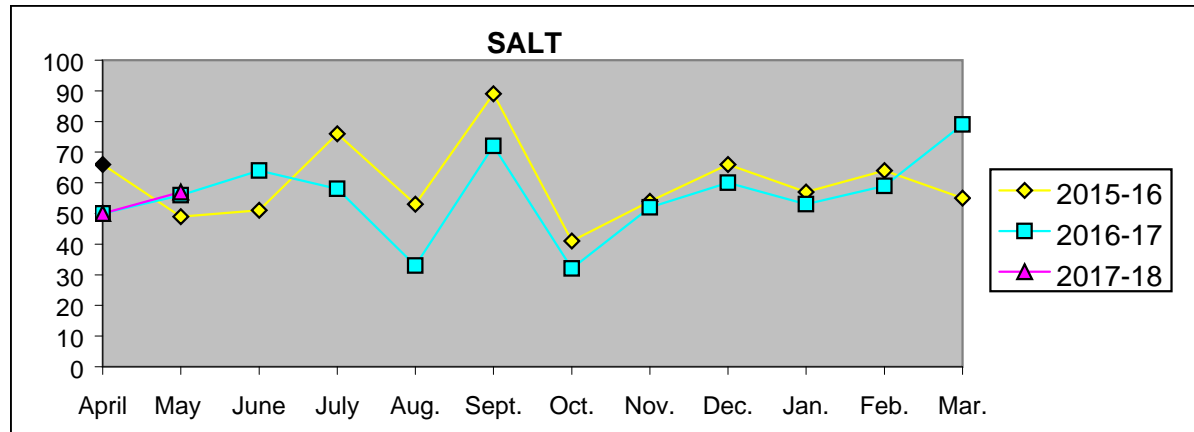
COAL	2015-16	2016-17	2017-18
April	267	108	97
May	234	105	112
June	178	138	
July	164	180	
Aug.	184	164	
Sept.	193	186	
Oct.	147	82	
Nov.	103	75	
Dec.	116	76	
Jan.	118	67	
Feb.	147	105	
Mar.	139	90	
Total	1990	1376	209



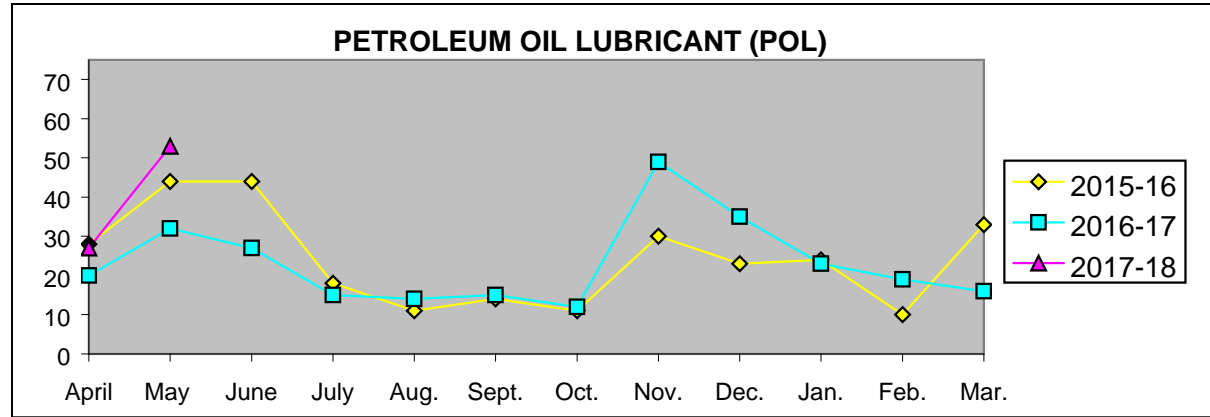
Ferti.	2015-16	2016-17	2017-18
April	229	136	157
May	254	212	214
June	308	256	
July	346	292	
Aug.	326	321	
Sept.	405	268	
Oct.	455	352	
Nov.	239	274	
Dec.	213	185	
Jan.	228	138	
Feb.	127	80	
Mar.	88	95	
Total	3218	2609	371



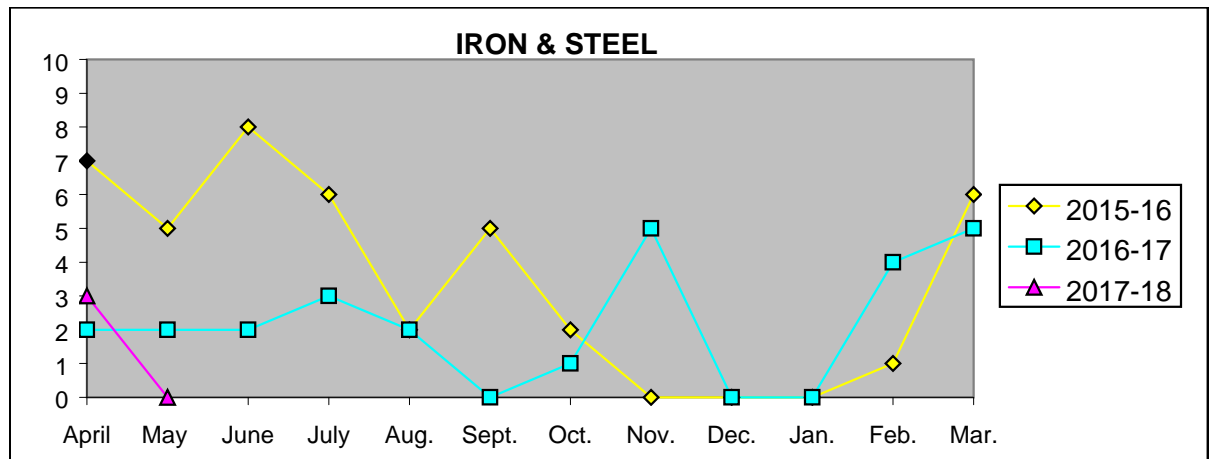
Salt	2015-16	2016-17	2017-18
April	66	50	50
May	49	56	57
June	51	64	
July	76	58	
Aug.	53	33	
Sept.	89	72	
Oct.	41	32	
Nov.	54	52	
Dec.	66	60	
Jan.	57	53	
Feb.	64	59	
Mar.	55	79	
Total	721	668	107



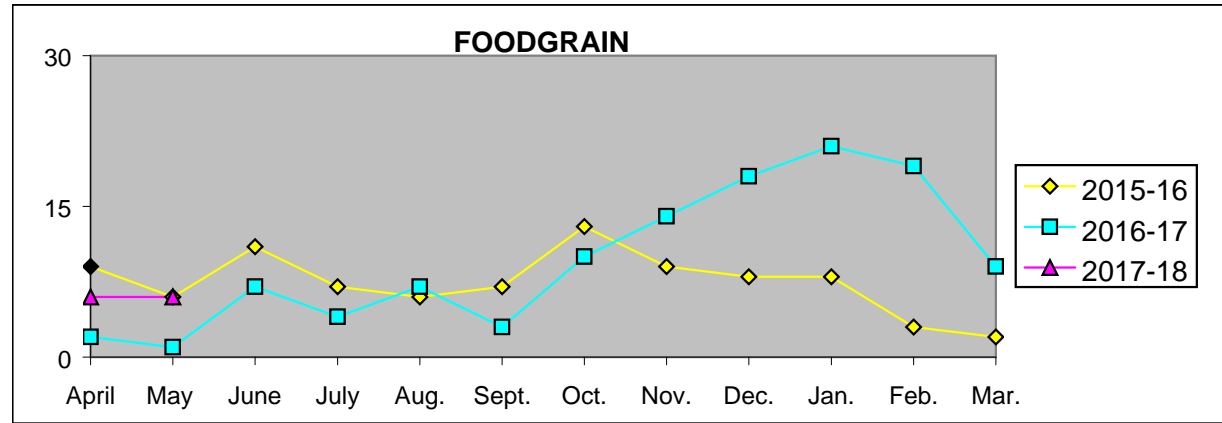
POL	2015-16	2016-17	2017-18
April	28	20	27
May	44	32	53
June	44	27	
July	18	15	
Aug.	11	14	
Sept.	14	15	
Oct.	11	12	
Nov.	30	49	
Dec.	23	35	
Jan.	24	23	
Feb.	10	19	
Mar.	33	16	
Total	290	277	80



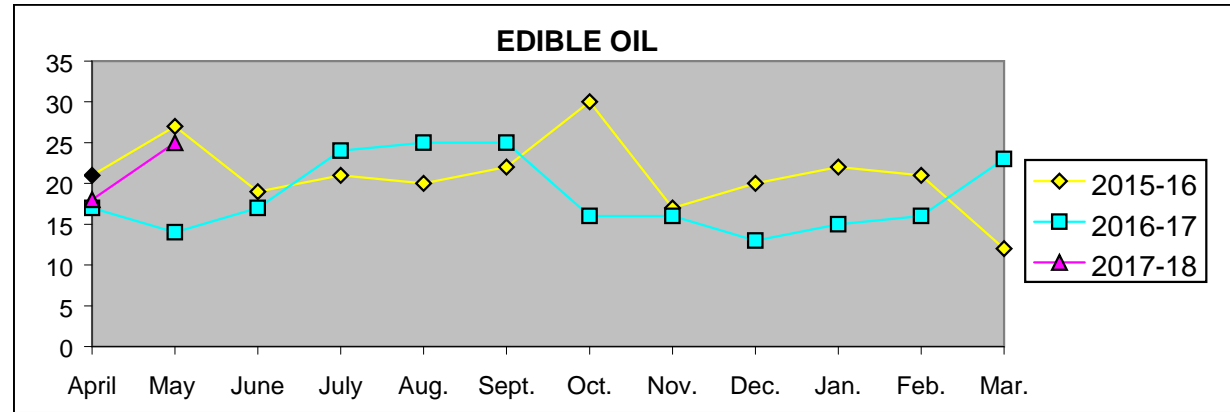
I & S	2015-16	2016-17	2017-18
April	7	2	3
May	5	2	0
June	8	2	
July	6	3	
Aug.	2	2	
Sept.	5	0	
Oct.	2	1	
Nov.	0	5	
Dec.	0	0	
Jan.	0	0	
Feb.	1	4	
Mar.	6	5	
Total	42	26	3



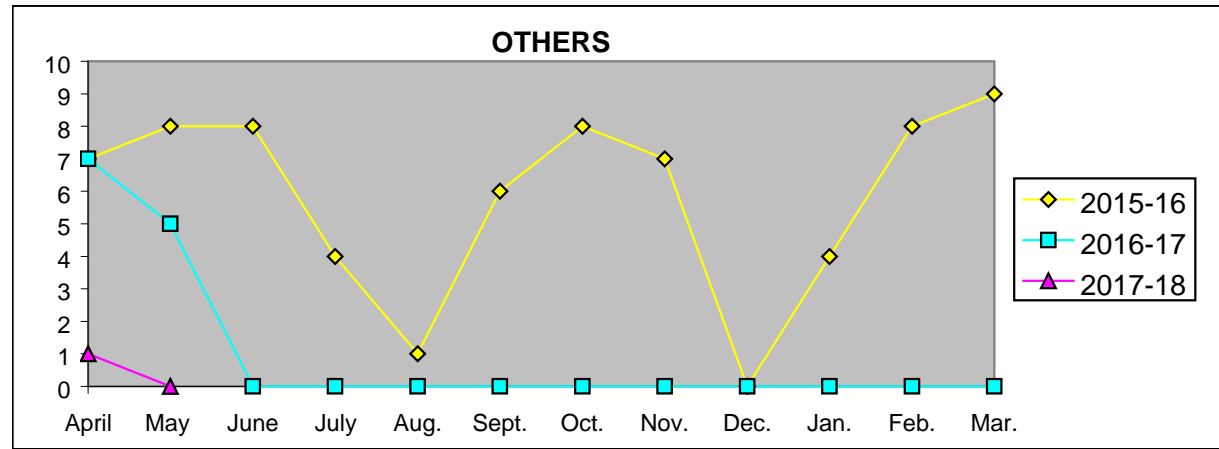
FG	2015-16	2016-17	2017-18
April	9	2	6
May	6	1	6
June	11	7	
July	7	4	
Aug.	6	7	
Sept.	7	3	
Oct.	13	10	
Nov.	9	14	
Dec.	8	18	
Jan.	8	21	
Feb.	3	19	
Mar.	2	9	
Total	89	115	12



E.Oil	2015-16	2016-17	2017-18
April	21	17	18
May	27	14	25
June	19	17	
July	21	24	
Aug.	20	25	
Sept.	22	25	
Oct.	30	16	
Nov.	17	16	
Dec.	20	13	
Jan.	22	15	
Feb.	21	16	
Mar.	12	23	
Total	252	221	43



Others	2015-16	2016-17	2017-18
April	7	7	1
May	8	5	0
June	8	0	
July	4	0	
Aug.	1	0	
Sept.	6	0	
Oct.	8	0	
Nov.	7	0	
Dec.	0	0	
Jan.	4	0	
Feb.	8	0	
Mar.	9	0	
Total	70	12	1



Empty	2015-16	2016-17	2017-18
April	427	221	243
May	381	235	280
June	433	312	
July	355	374	
Aug.	234	337	
Sept.	472	358	
Oct.	494	333	
Nov.	359	280	
Dec.	399	232	
Jan.	427	228	
Feb.	324	316	
Mar.	326	310	
Total	4631	3536	523

