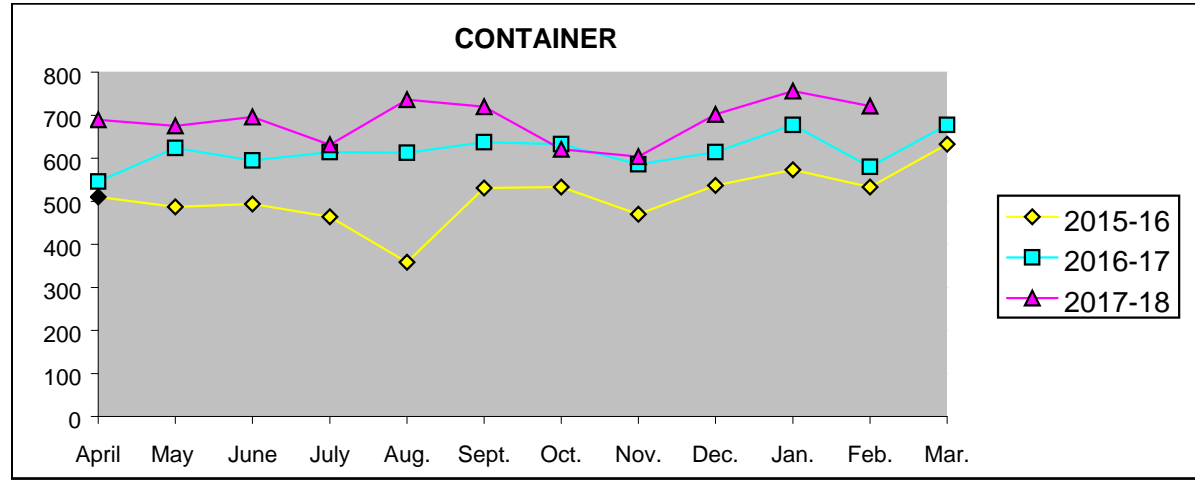
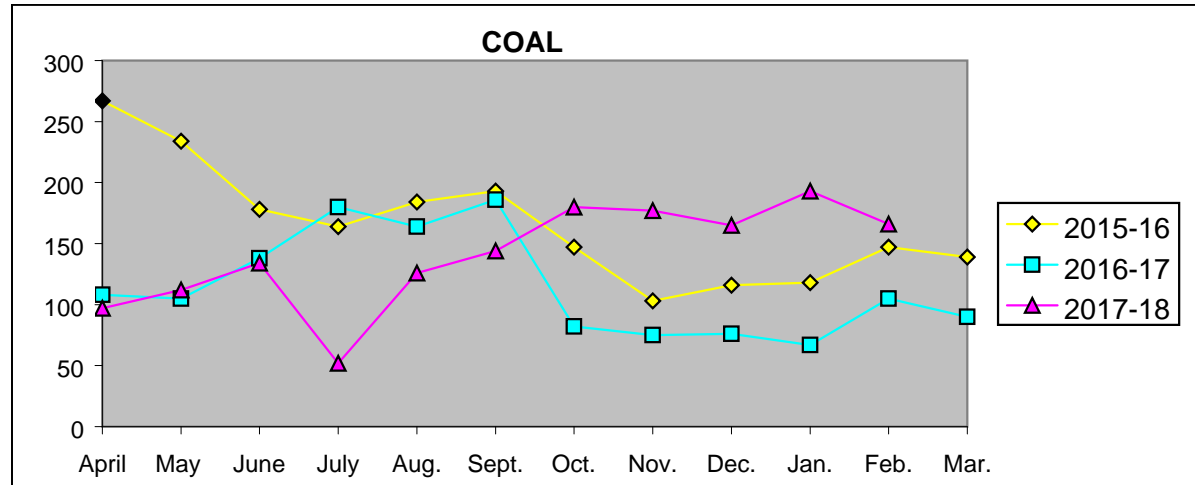


## Commodity-wise number of Freight Trains moved on Kutch Railway section

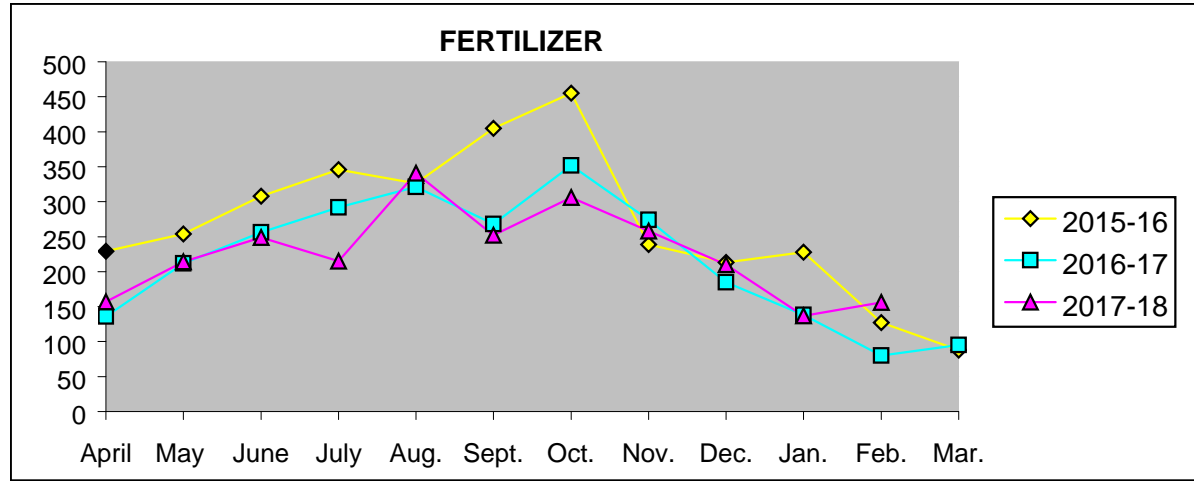
Cont.	2015-16	2016-17	2017-18
April	510	546	689
May	487	624	675
June	494	595	696
July	464	614	631
Aug.	358	613	736
Sept.	531	637	720
Oct.	533	633	621
Nov.	470	586	604
Dec.	537	614	702
Jan.	573	677	756
Feb.	533	580	721
Mar.	633	677	
<b>Total</b>	<b>6123</b>	<b>7396</b>	<b>7551</b>



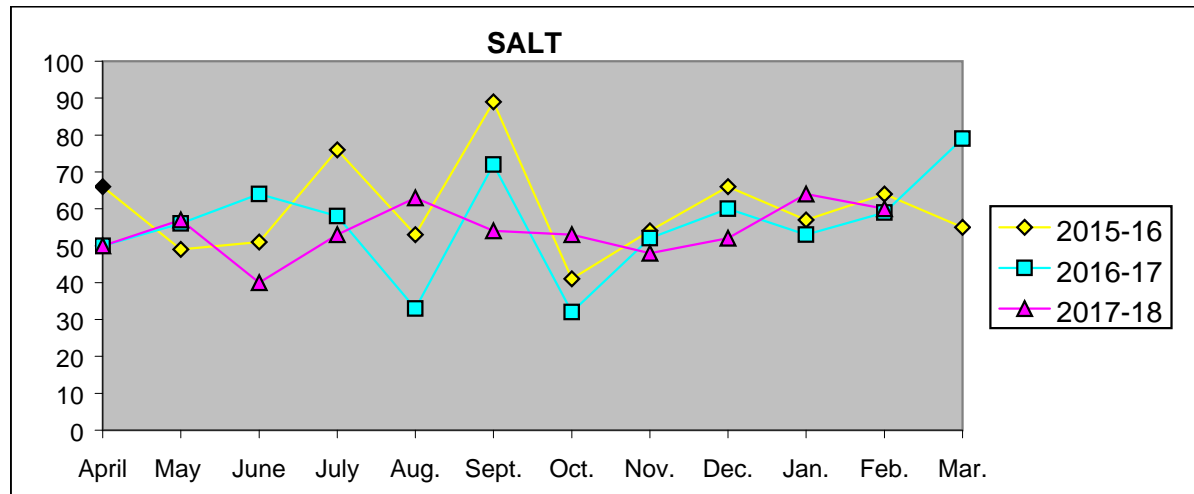
COAL	2015-16	2016-17	2017-18
April	267	108	97
May	234	105	112
June	178	138	134
July	164	180	52
Aug.	184	164	126
Sept.	193	186	144
Oct.	147	82	180
Nov.	103	75	177
Dec.	116	76	165
Jan.	118	67	193
Feb.	147	105	166
Mar.	139	90	
<b>Total</b>	<b>1990</b>	<b>1376</b>	<b>1546</b>



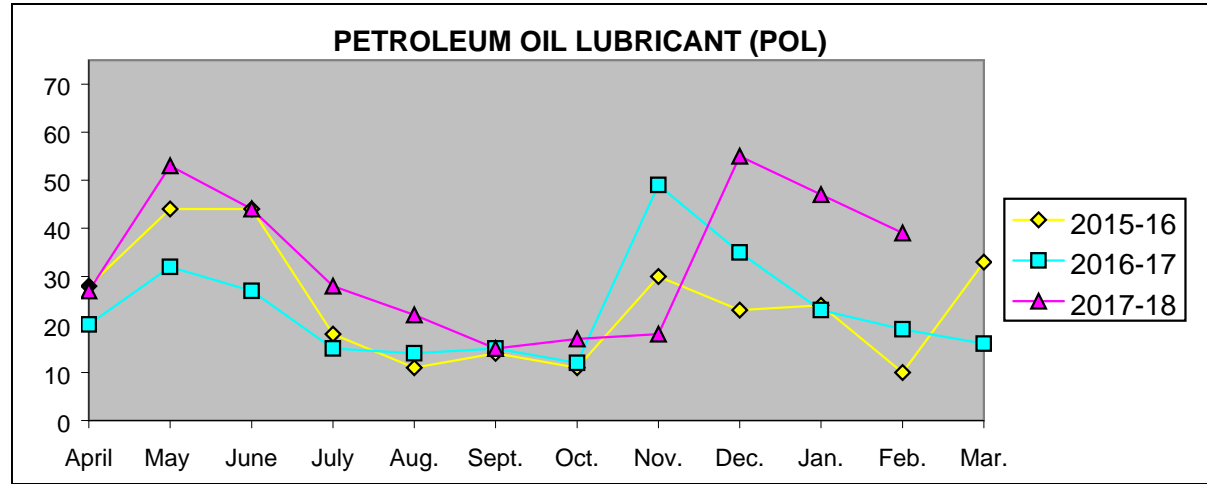
Ferti.	2015-16	2016-17	2017-18
April	229	136	157
May	254	212	214
June	308	256	249
July	346	292	215
Aug.	326	321	341
Sept.	405	268	252
Oct.	455	352	306
Nov.	239	274	258
Dec.	213	185	210
Jan.	228	138	137
Feb.	127	80	156
Mar.	88	95	
<b>Total</b>	<b>3218</b>	<b>2609</b>	<b>2495</b>



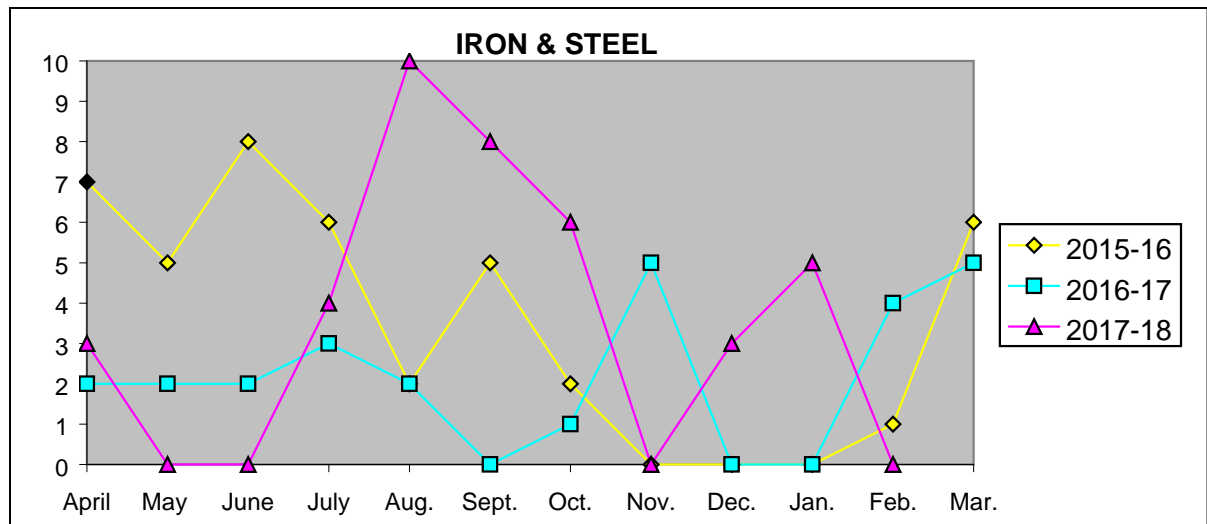
Salt	2015-16	2016-17	2017-18
April	66	50	50
May	49	56	57
June	51	64	40
July	76	58	53
Aug.	53	33	63
Sept.	89	72	54
Oct.	41	32	53
Nov.	54	52	48
Dec.	66	60	52
Jan.	57	53	64
Feb.	64	59	60
Mar.	55	79	
<b>Total</b>	<b>721</b>	<b>668</b>	<b>594</b>



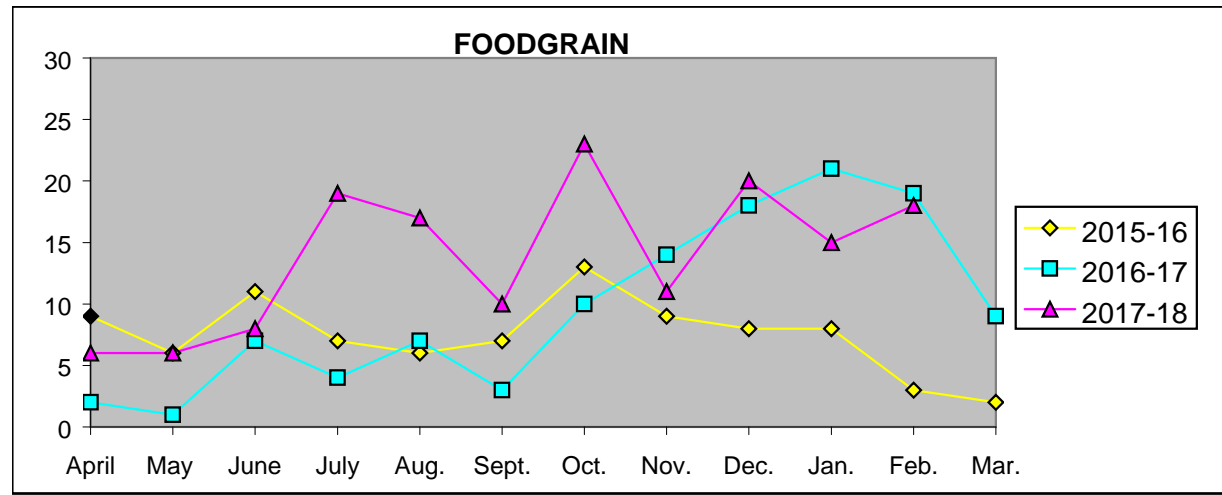
POL	2015-16	2016-17	2017-18
April	28	20	27
May	44	32	53
June	44	27	44
July	18	15	28
Aug.	11	14	22
Sept.	14	15	15
Oct.	11	12	17
Nov.	30	49	18
Dec.	23	35	55
Jan.	24	23	47
Feb.	10	19	39
Mar.	33	16	
<b>Total</b>	<b>290</b>	<b>277</b>	<b>365</b>



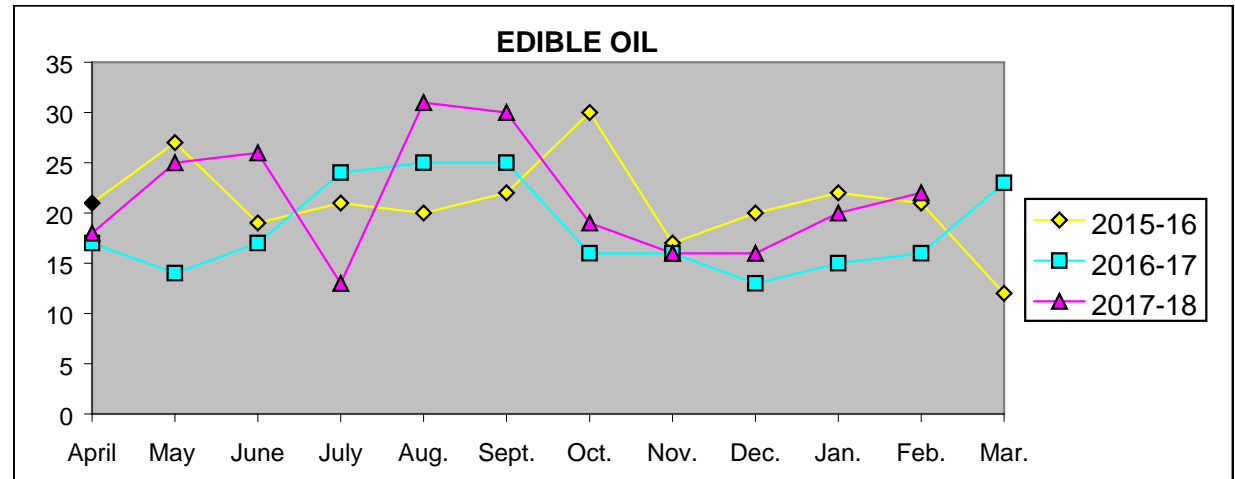
I & S	2015-16	2016-17	2017-18
April	7	2	3
May	5	2	0
June	8	2	0
July	6	3	4
Aug.	2	2	10
Sept.	5	0	8
Oct.	2	1	6
Nov.	0	5	0
Dec.	0	0	3
Jan.	0	0	5
Feb.	1	4	0
Mar.	6	5	
<b>Total</b>	<b>42</b>	<b>26</b>	<b>39</b>



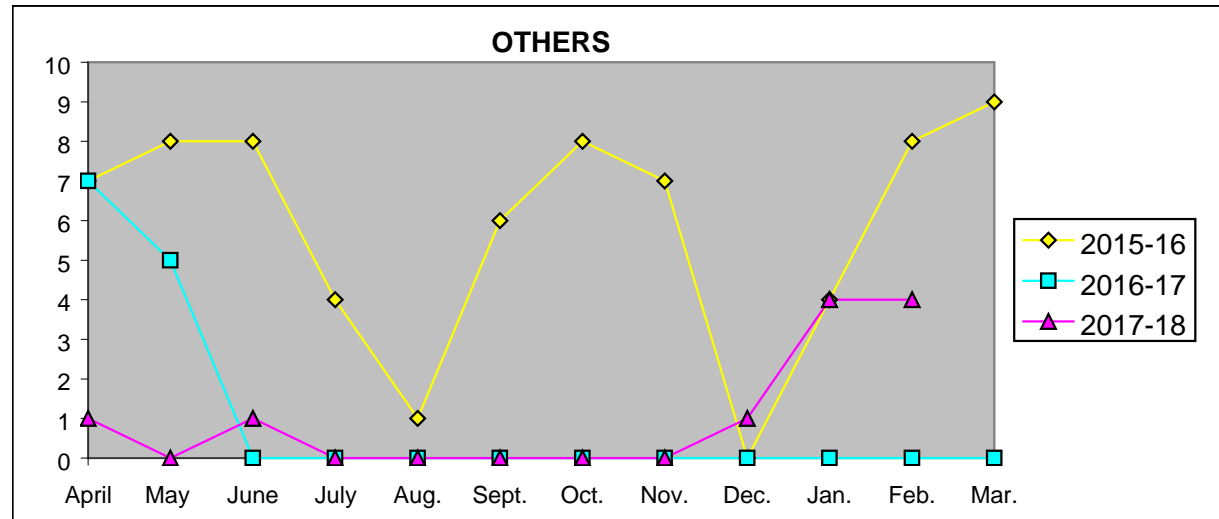
FG	2015-16	2016-17	2017-18
April	9	2	6
May	6	1	6
June	11	7	8
July	7	4	19
Aug.	6	7	17
Sept.	7	3	10
Oct.	13	10	23
Nov.	9	14	11
Dec.	8	18	20
Jan.	8	21	15
Feb.	3	19	18
Mar.	2	9	
<b>Total</b>	<b>89</b>	<b>115</b>	<b>153</b>



E.Oil	2015-16	2016-17	2017-18
April	21	17	18
May	27	14	25
June	19	17	26
July	21	24	13
Aug.	20	25	31
Sept.	22	25	30
Oct.	30	16	19
Nov.	17	16	16
Dec.	20	13	16
Jan.	22	15	20
Feb.	21	16	22
Mar.	12	23	
<b>Total</b>	<b>252</b>	<b>221</b>	<b>236</b>



Others	2015-16	2016-17	2017-18
April	7	7	1
May	8	5	0
June	8	0	1
July	4	0	0
Aug.	1	0	0
Sept.	6	0	0
Oct.	8	0	0
Nov.	7	0	0
Dec.	0	0	1
Jan.	4	0	4
Feb.	8	0	4
Mar.	9	0	
<b>Total</b>	<b>70</b>	<b>12</b>	<b>11</b>



Empty	2015-16	2016-17	2017-18
April	427	221	243
May	381	235	280
June	433	312	301
July	355	374	242
Aug.	234	337	386
Sept.	472	358	330
Oct.	494	333	414
Nov.	359	280	294
Dec.	399	232	334
Jan.	427	228	315
Feb.	324	316	328
Mar.	326	310	
<b>Total</b>	<b>4631</b>	<b>3536</b>	<b>3467</b>

