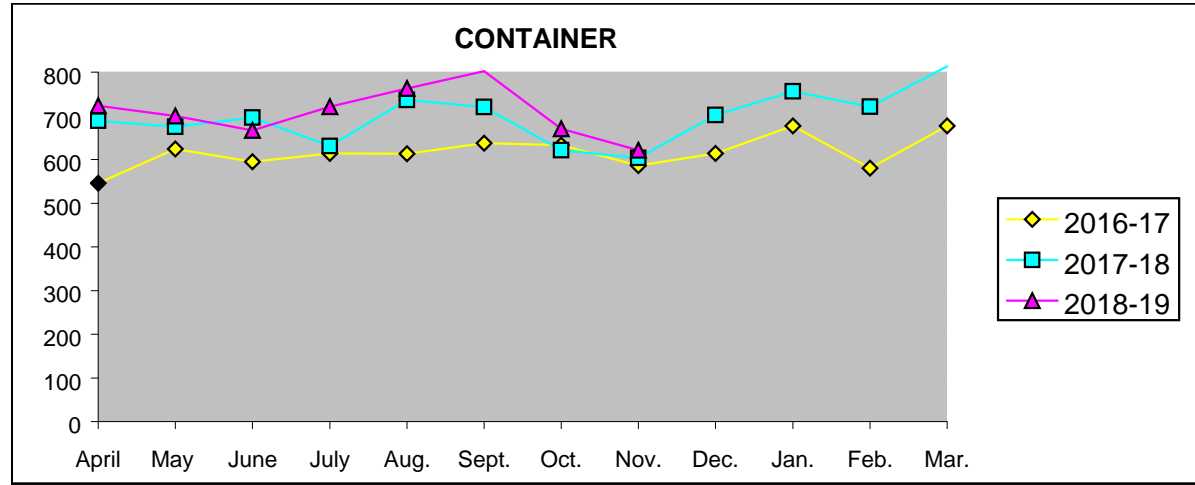
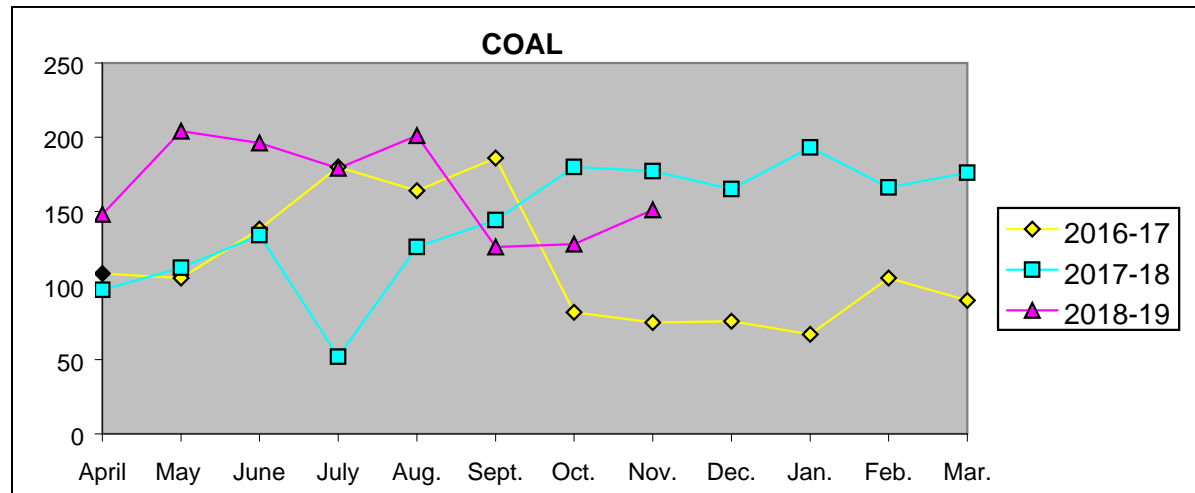


Commodity-wise number of Freight Trains moved on Kutch Railway section

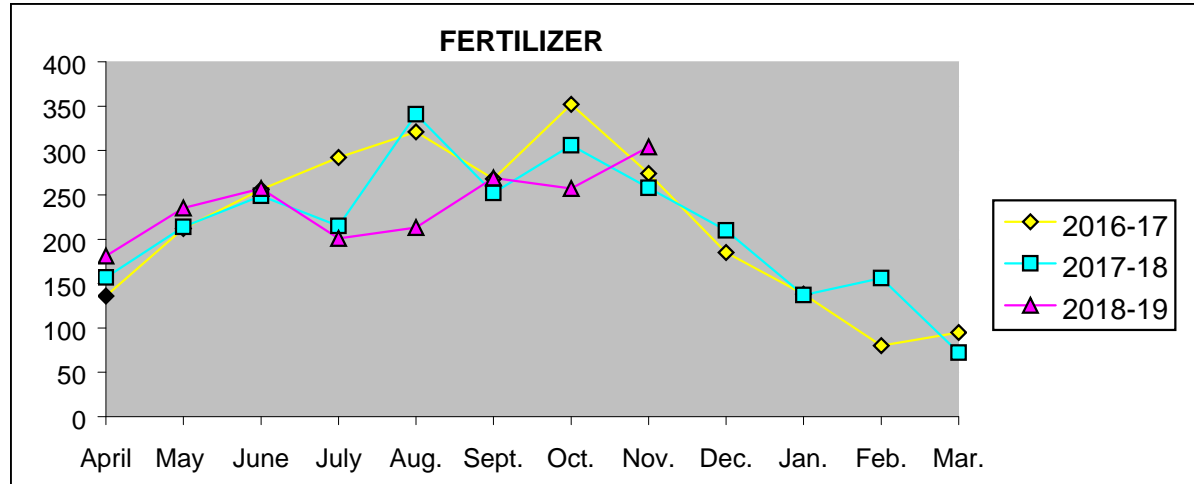
Cont.	2016-17	2017-18	2018-19
April	546	689	723
May	624	675	700
June	595	696	667
July	614	631	721
Aug.	613	736	763
Sept.	637	720	802
Oct.	633	621	670
Nov.	586	604	621
Dec.	614	702	
Jan.	677	756	
Feb.	580	721	
Mar.	677	813	
Total	7396	8364	5667



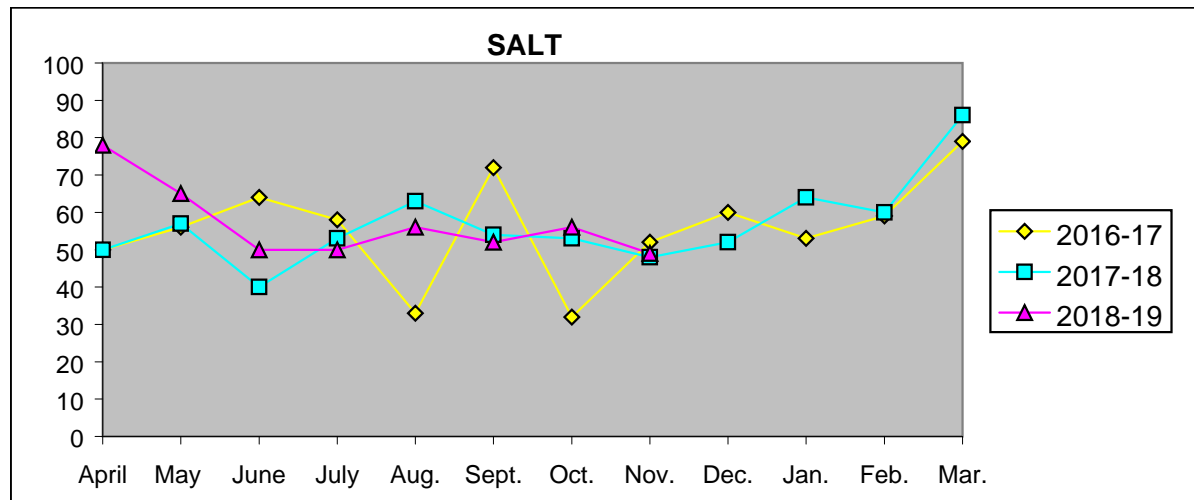
COAL	2016-17	2017-18	2018-19
April	108	97	148
May	105	112	204
June	138	134	196
July	180	52	179
Aug.	164	126	201
Sept.	186	144	126
Oct.	82	180	128
Nov.	75	177	151
Dec.	76	165	
Jan.	67	193	
Feb.	105	166	
Mar.	90	176	
Total	1376	1722	1333



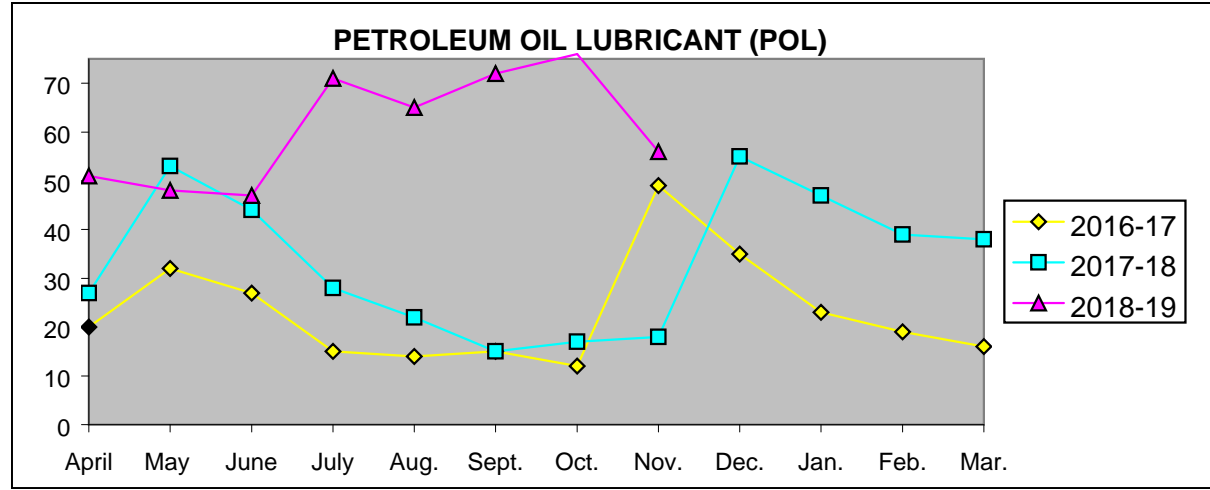
Ferti.	2016-17	2017-18	2018-19
April	136	157	181
May	212	214	235
June	256	249	257
July	292	215	201
Aug.	321	341	213
Sept.	268	252	269
Oct.	352	306	257
Nov.	274	258	304
Dec.	185	210	
Jan.	138	137	
Feb.	80	156	
Mar.	95	72	
Total	2609	2567	1917



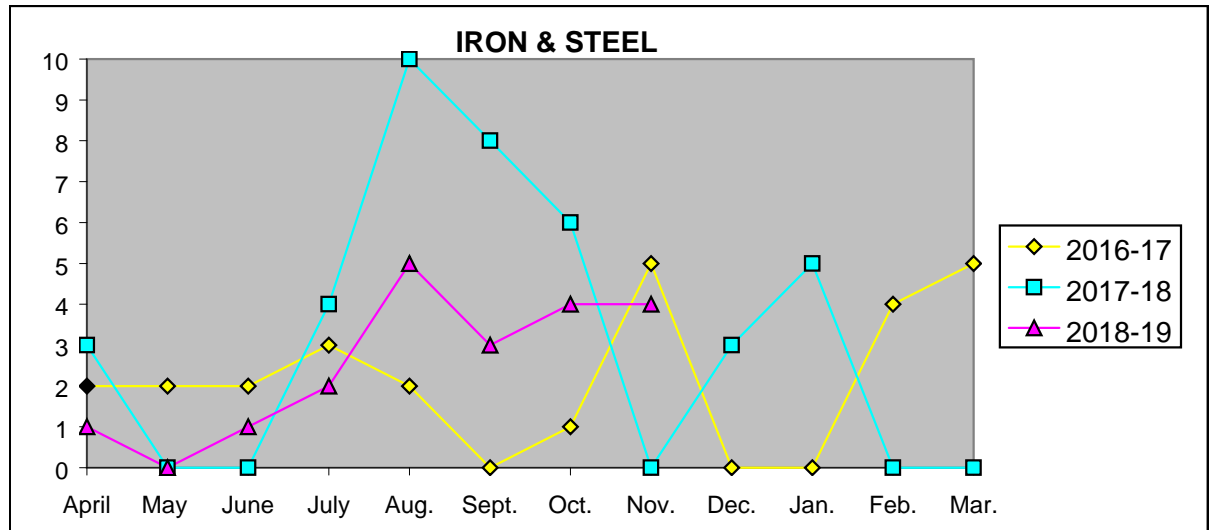
Salt	2016-17	2017-18	2018-19
April	50	50	78
May	56	57	65
June	64	40	50
July	58	53	50
Aug.	33	63	56
Sept.	72	54	52
Oct.	32	53	56
Nov.	52	48	49
Dec.	60	52	
Jan.	53	64	
Feb.	59	60	
Mar.	79	86	
Total	668	680	456



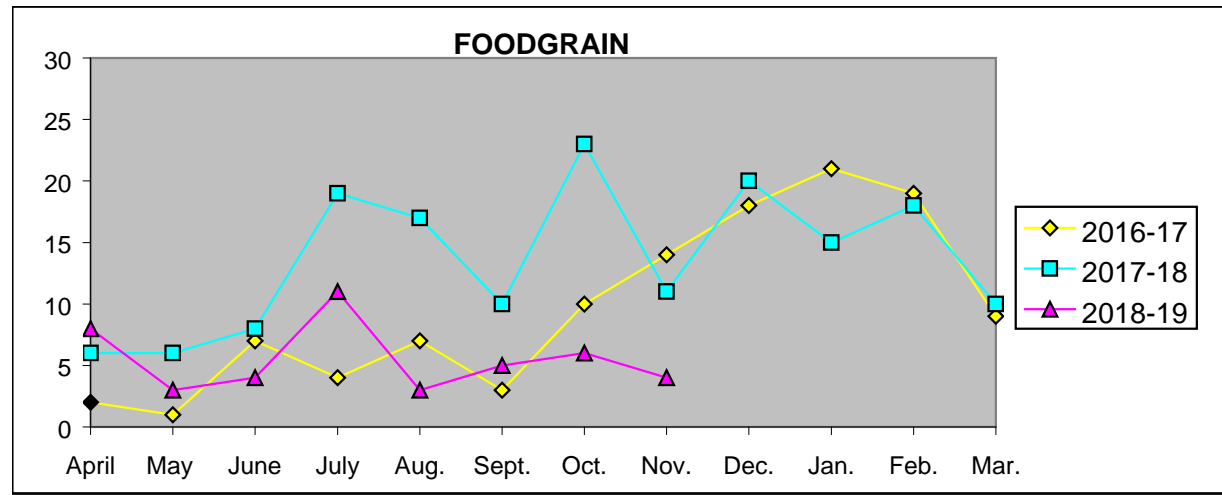
POL	2016-17	2017-18	2018-19
April	20	27	51
May	32	53	48
June	27	44	47
July	15	28	71
Aug.	14	22	65
Sept.	15	15	72
Oct.	12	17	76
Nov.	49	18	56
Dec.	35	55	
Jan.	23	47	
Feb.	19	39	
Mar.	16	38	
Total	277	403	486



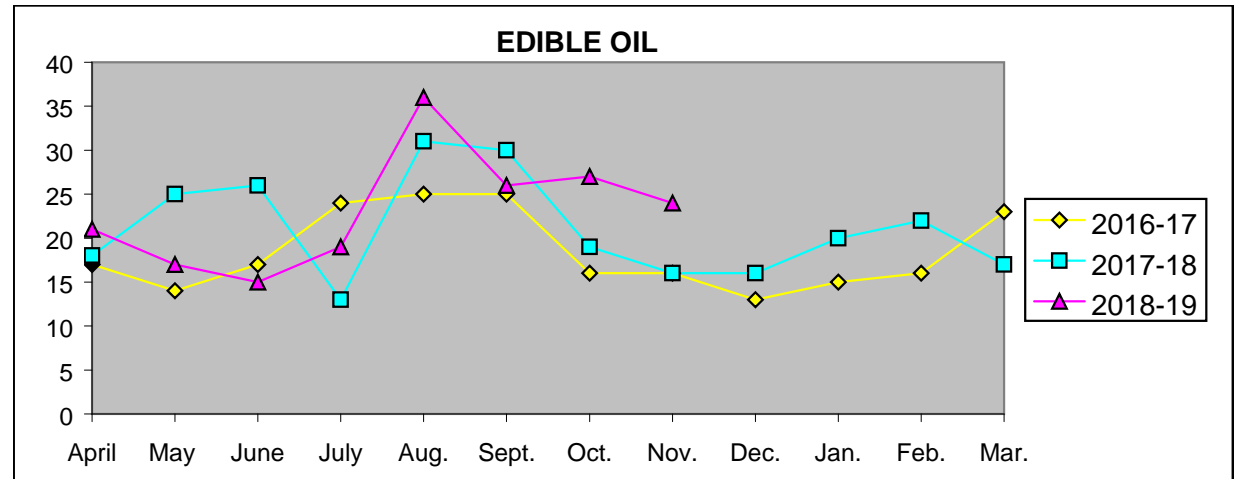
I & S	2016-17	2017-18	2018-19
April	2	3	1
May	2	0	0
June	2	0	1
July	3	4	2
Aug.	2	10	5
Sept.	0	8	3
Oct.	1	6	4
Nov.	5	0	4
Dec.	0	3	
Jan.	0	5	
Feb.	4	0	
Mar.	5	0	
Total	26	39	20



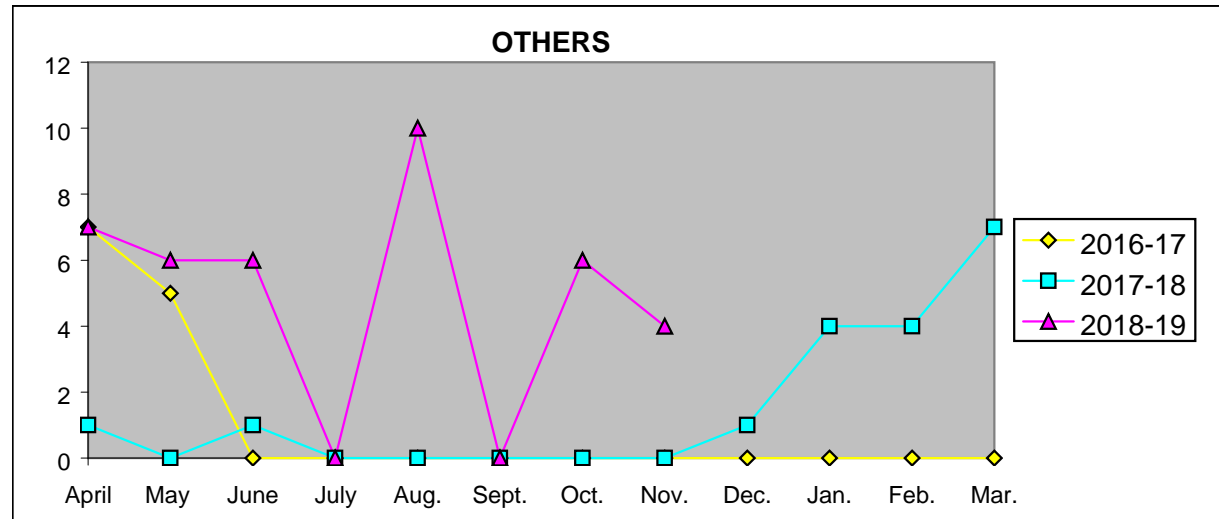
FG	2016-17	2017-18	2018-19
April	2	6	8
May	1	6	3
June	7	8	4
July	4	19	11
Aug.	7	17	3
Sept.	3	10	5
Oct.	10	23	6
Nov.	14	11	4
Dec.	18	20	
Jan.	21	15	
Feb.	19	18	
Mar.	9	10	
Total	115	163	44



E.Oil	2016-17	2017-18	2018-19
April	17	18	21
May	14	25	17
June	17	26	15
July	24	13	19
Aug.	25	31	36
Sept.	25	30	26
Oct.	16	19	27
Nov.	16	16	24
Dec.	13	16	
Jan.	15	20	
Feb.	16	22	
Mar.	23	17	
Total	221	253	185



Others	2016-17	2017-18	2018-19
April	7	1	7
May	5	0	6
June	0	1	6
July	0	0	0
Aug.	0	0	10
Sept.	0	0	0
Oct.	0	0	6
Nov.	0	0	4
Dec.	0	1	
Jan.	0	4	
Feb.	0	4	
Mar.	0	7	
Total	12	18	39



Empty	2016-17	2017-18	2018-19
April	221	243	294
May	235	280	315
June	312	301	338
July	374	242	312
Aug.	337	386	318
Sept.	358	330	323
Oct.	333	414	319
Nov.	280	294	388
Dec.	232	334	
Jan.	228	315	
Feb.	316	328	
Mar.	310	263	
Total	3536	3730	2607

