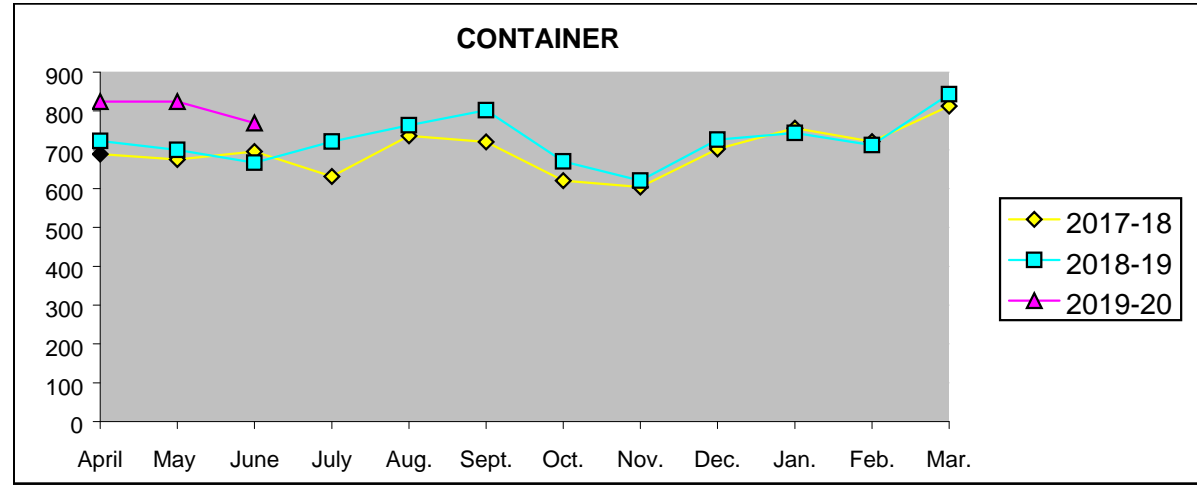
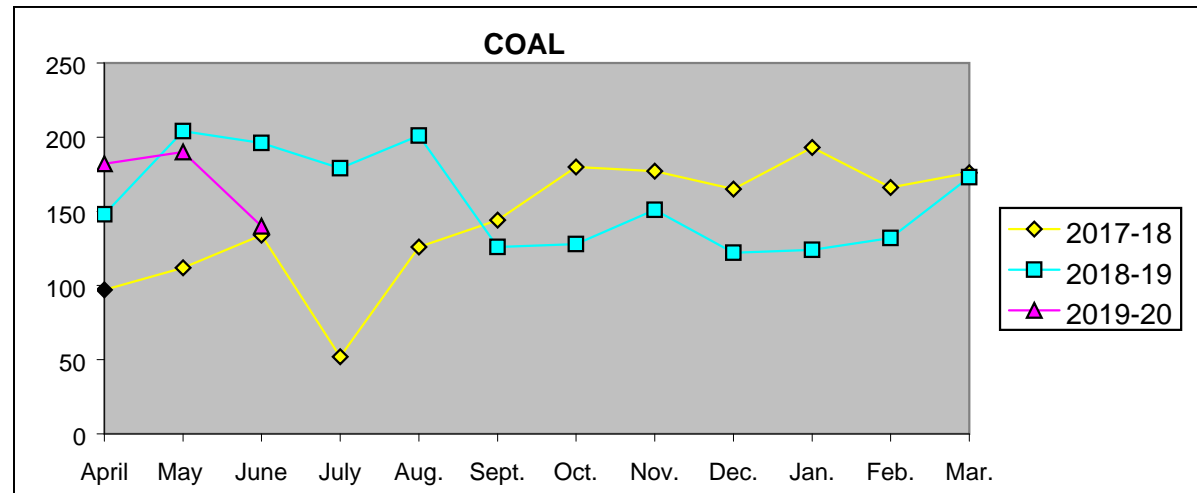


Commodity-wise number of Freight Trains moved on Kutch Railway section

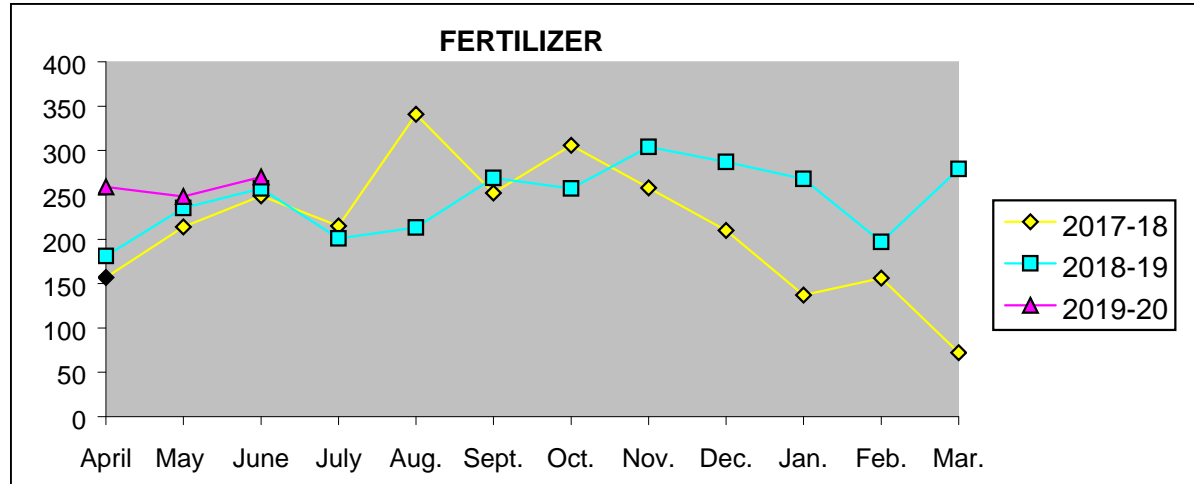
CONT.	2017-18	2018-19	2019-20
April	689	723	824
May	675	700	824
June	696	667	769
July	631	721	
Aug.	736	763	
Sept.	720	802	
Oct.	621	670	
Nov.	604	621	
Dec.	702	726	
Jan.	756	743	
Feb.	721	712	
Mar.	813	843	
Total	8364	8691	2417



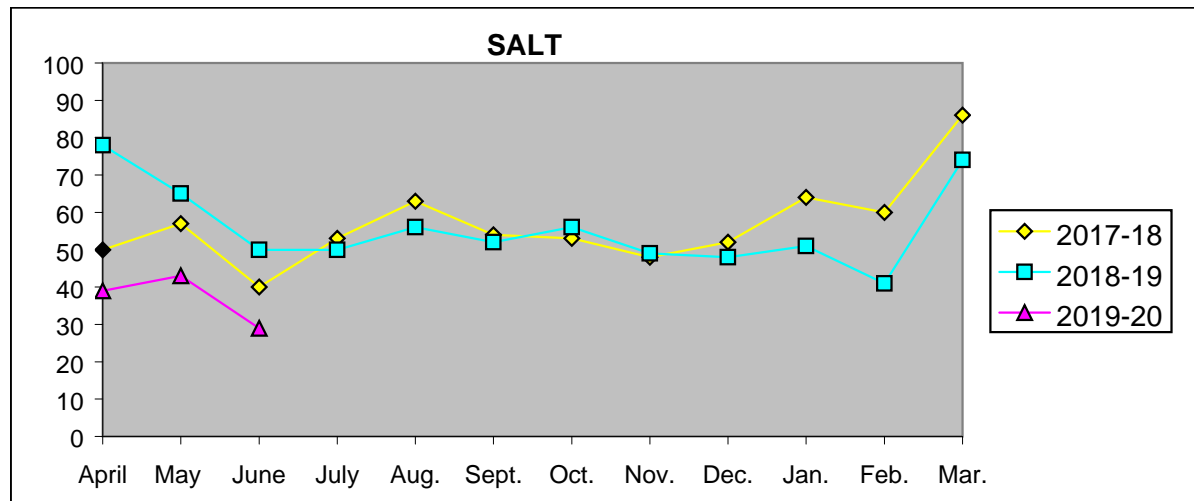
COAL	2017-18	2018-19	2019-20
April	97	148	182
May	112	204	190
June	134	196	140
July	52	179	
Aug.	126	201	
Sept.	144	126	
Oct.	180	128	
Nov.	177	151	
Dec.	165	122	
Jan.	193	124	
Feb.	166	132	
Mar.	176	173	
Total	1722	1884	512



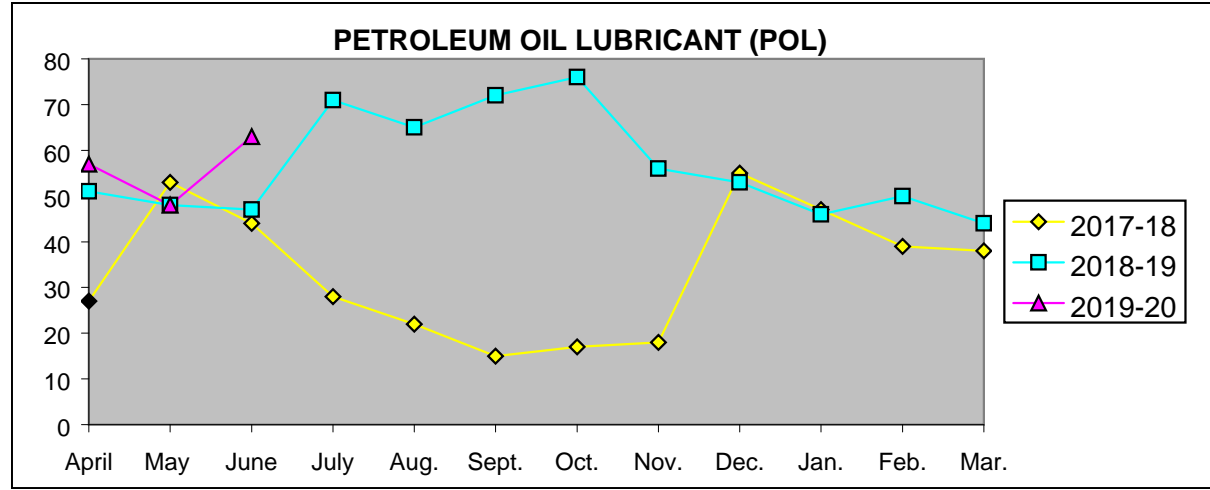
Ferti.	2017-18	2018-19	2019-20
April	157	181	259
May	214	235	248
June	249	257	270
July	215	201	
Aug.	341	213	
Sept.	252	269	
Oct.	306	257	
Nov.	258	304	
Dec.	210	287	
Jan.	137	268	
Feb.	156	197	
Mar.	72	279	
Total	2567	2948	777



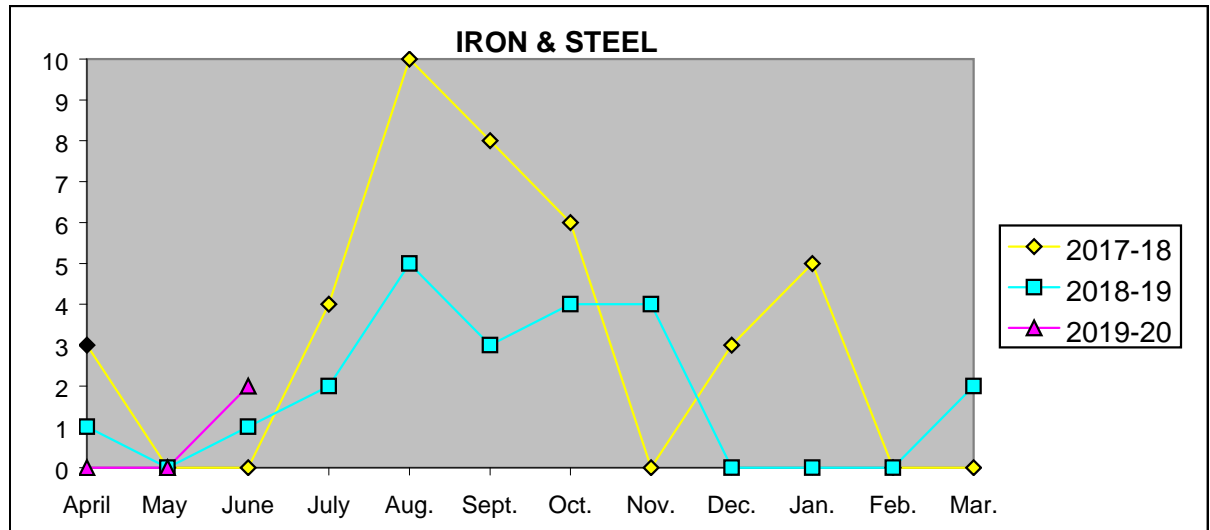
Salt	2017-18	2018-19	2019-20
April	50	78	39
May	57	65	43
June	40	50	29
July	53	50	
Aug.	63	56	
Sept.	54	52	
Oct.	53	56	
Nov.	48	49	
Dec.	52	48	
Jan.	64	51	
Feb.	60	41	
Mar.	86	74	
Total	680	670	111



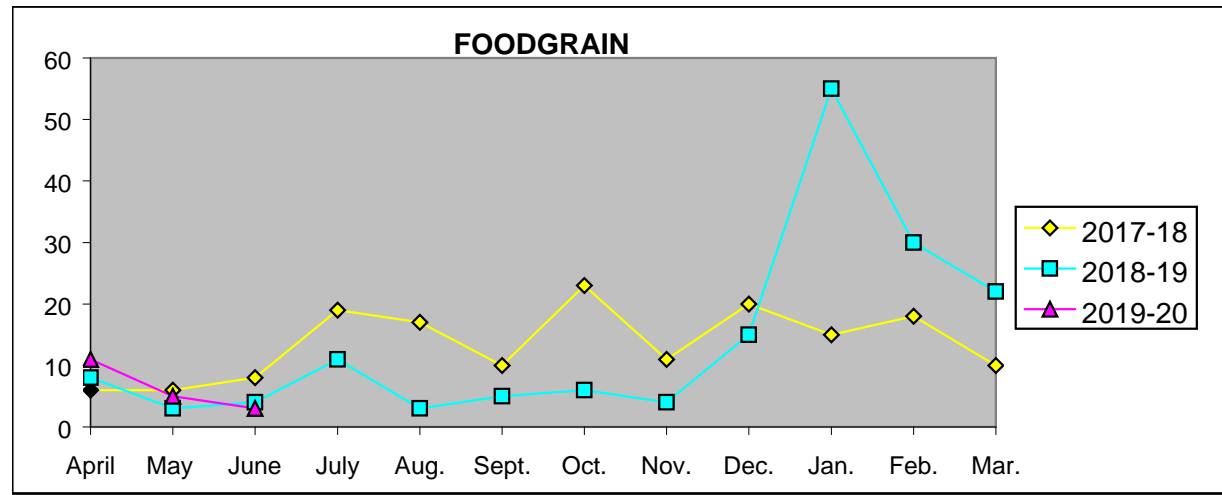
POL	2017-18	2018-19	2019-20
April	27	51	57
May	53	48	48
June	44	47	63
July	28	71	
Aug.	22	65	
Sept.	15	72	
Oct.	17	76	
Nov.	18	56	
Dec.	55	53	
Jan.	47	46	
Feb.	39	50	
Mar.	38	44	
Total	403	679	168



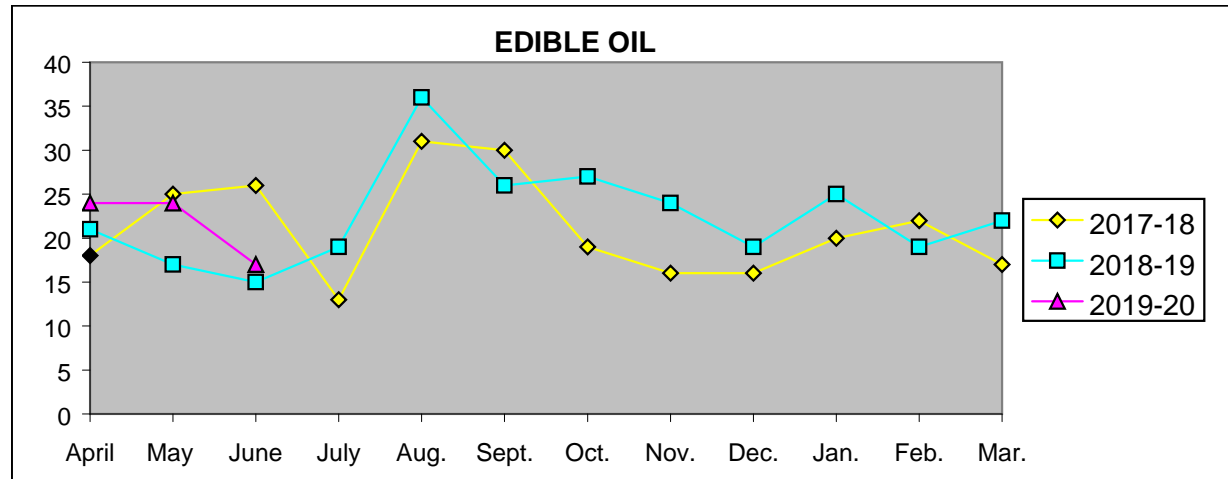
I & S	2017-18	2018-19	2019-20
April	3	1	0
May	0	0	0
June	0	1	2
July	4	2	
Aug.	10	5	
Sept.	8	3	
Oct.	6	4	
Nov.	0	4	
Dec.	3	0	
Jan.	5	0	
Feb.	0	0	
Mar.	0	2	
Total	39	22	2



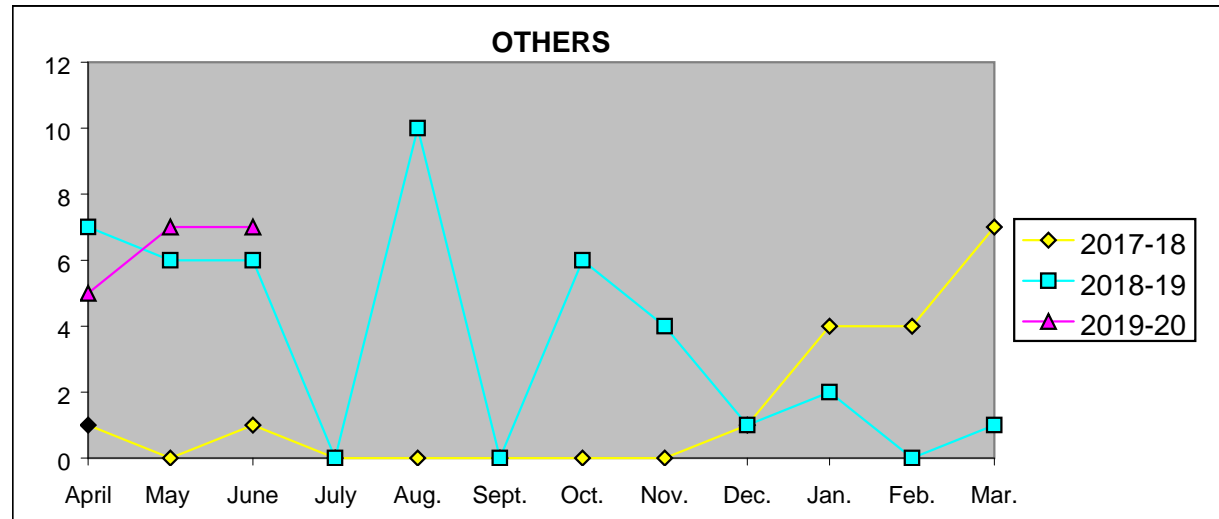
FG	2017-18	2018-19	2019-20
April	6	8	11
May	6	3	5
June	8	4	3
July	19	11	
Aug.	17	3	
Sept.	10	5	
Oct.	23	6	
Nov.	11	4	
Dec.	20	15	
Jan.	15	55	
Feb.	18	30	
Mar.	10	22	
Total	163	166	19



E.Oil	2017-18	2018-19	2019-20
April	18	21	24
May	25	17	24
June	26	15	17
July	13	19	
Aug.	31	36	
Sept.	30	26	
Oct.	19	27	
Nov.	16	24	
Dec.	16	19	
Jan.	20	25	
Feb.	22	19	
Mar.	17	22	
Total	253	270	65



Others	2017-18	2018-19	2019-20
April	1	7	5
May	0	6	7
June	1	6	7
July	0	0	
Aug.	0	10	
Sept.	0	0	
Oct.	0	6	
Nov.	0	4	
Dec.	1	1	
Jan.	4	2	
Feb.	4	0	
Mar.	7	1	
Total	18	43	19



Empty	2017-18	2018-19	2019-20
April	243	294	295
May	280	315	289
June	301	338	278
July	242	312	
Aug.	386	318	
Sept.	330	323	
Oct.	414	319	
Nov.	294	388	
Dec.	334	363	
Jan.	315	254	
Feb.	328	265	
Mar.	263	357	
Total	3730	3846	862

