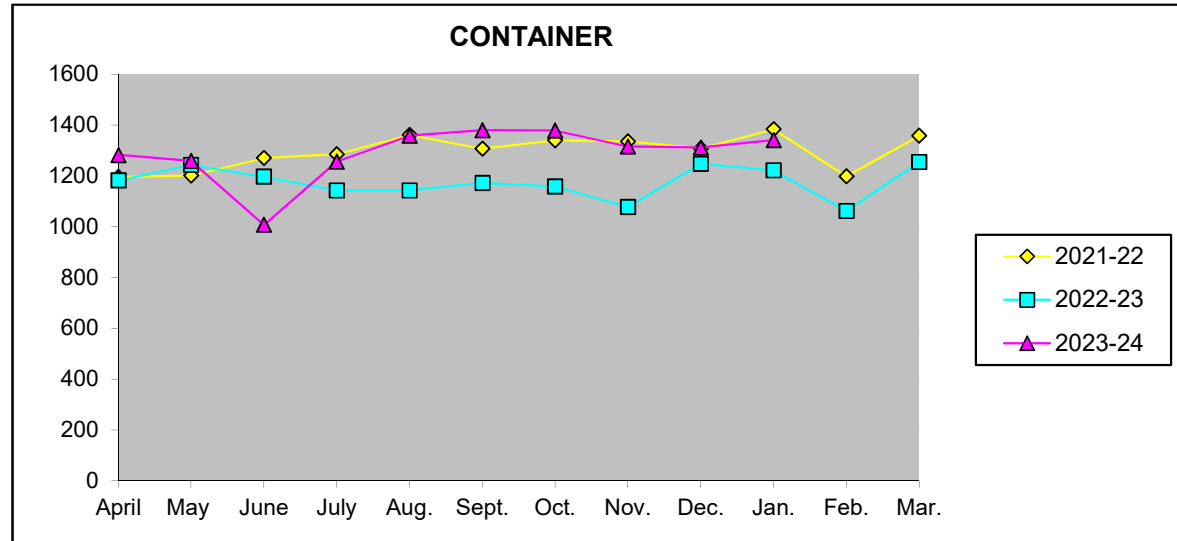
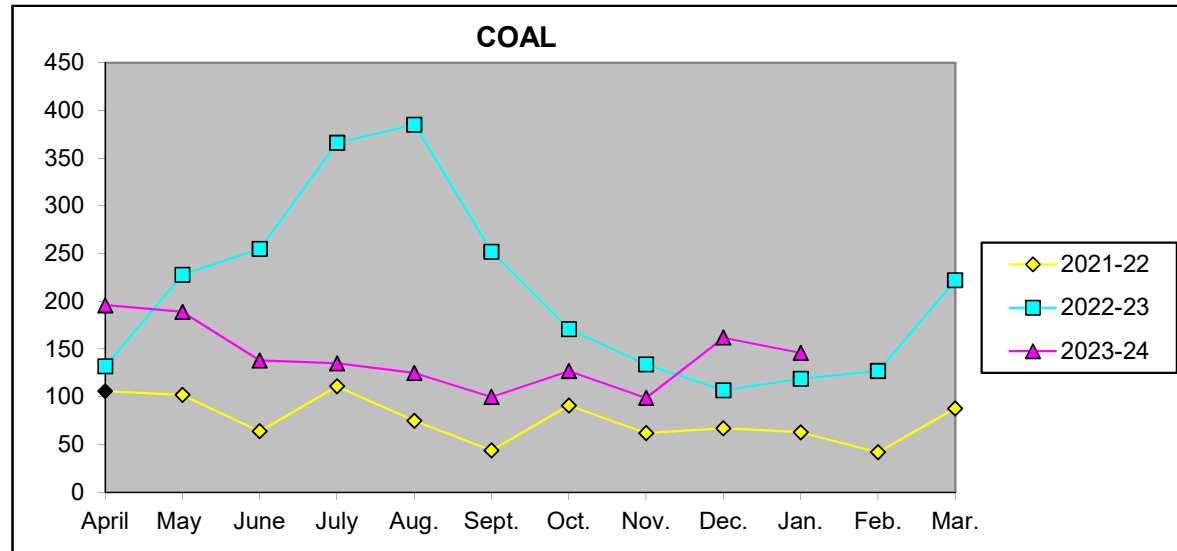


Commodity wise number of Freight Trains moved on Kutch Railway SPV section

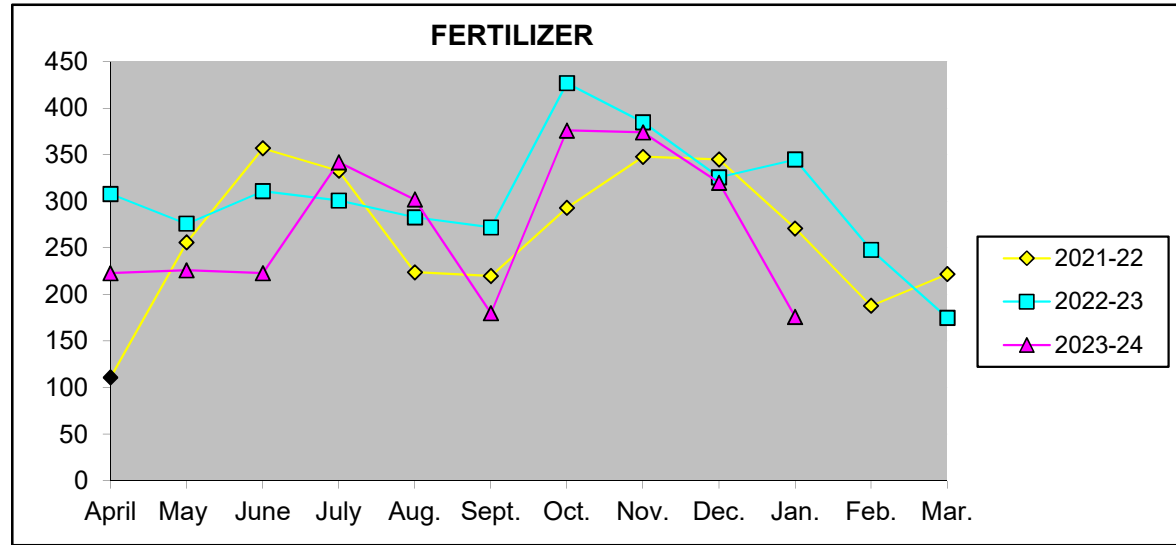
CONT.	2021-22	2022-23	2023-24
April	1196	1182	1282
May	1201	1243	1259
June	1270	1196	1007
July	1285	1142	1256
Aug.	1361	1142	1358
Sept.	1306	1172	1379
Oct.	1339	1158	1378
Nov.	1335	1077	1315
Dec.	1308	1247	1311
Jan.	1383	1221	1340
Feb.	1198	1062	
Mar.	1358	1254	
Total	15540	14096	12885



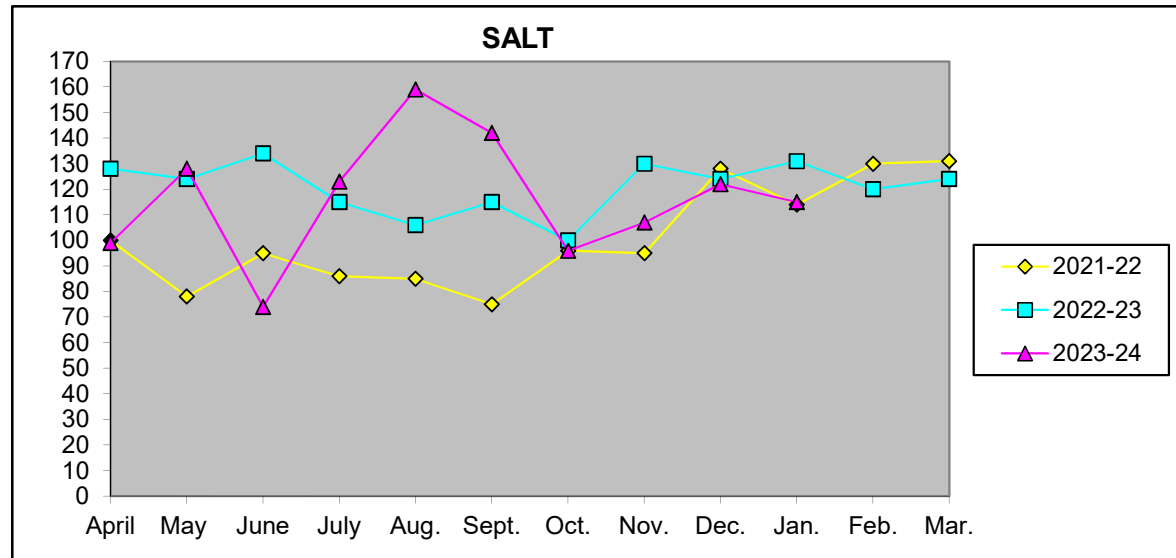
COAL	2021-22	2022-23	2023-24
April	106	132	196
May	102	228	189
June	64	255	138
July	111	366	135
Aug.	75	385	125
Sept.	44	252	100
Oct.	91	171	127
Nov.	62	134	99
Dec.	67	107	162
Jan.	63	119	146
Feb.	42	127	
Mar.	88	222	
Total	915	2498	1417



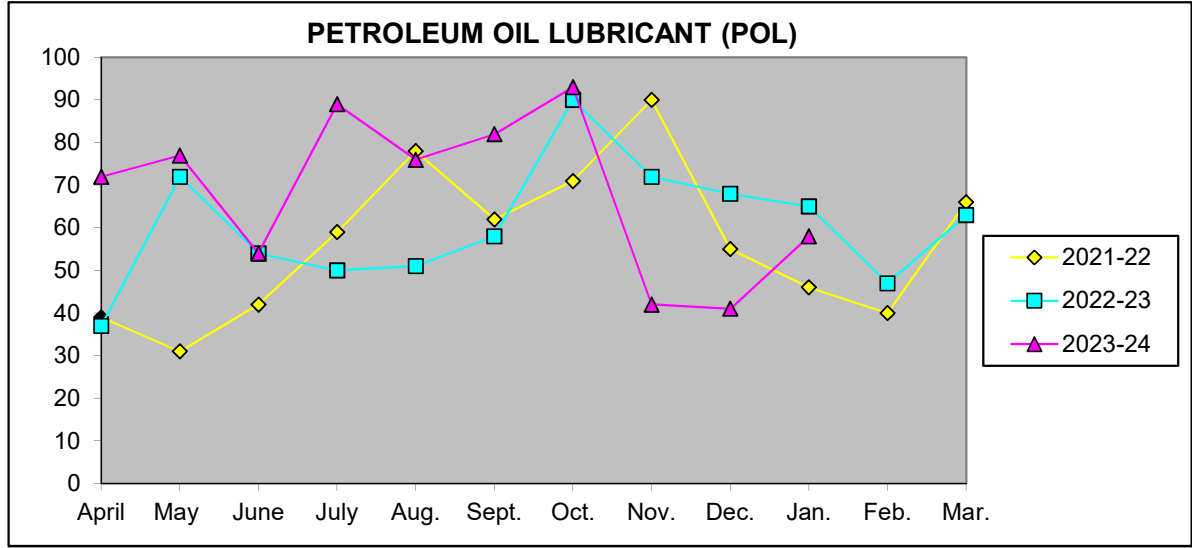
Ferti.	2021-22	2022-23	2023-24
April	111	308	223
May	256	276	226
June	357	311	223
July	333	301	342
Aug.	224	283	302
Sept.	220	272	180
Oct.	293	427	376
Nov.	348	385	374
Dec.	345	326	320
Jan.	271	345	176
Feb.	188	248	
Mar.	222	175	
Total	3168	3657	2742



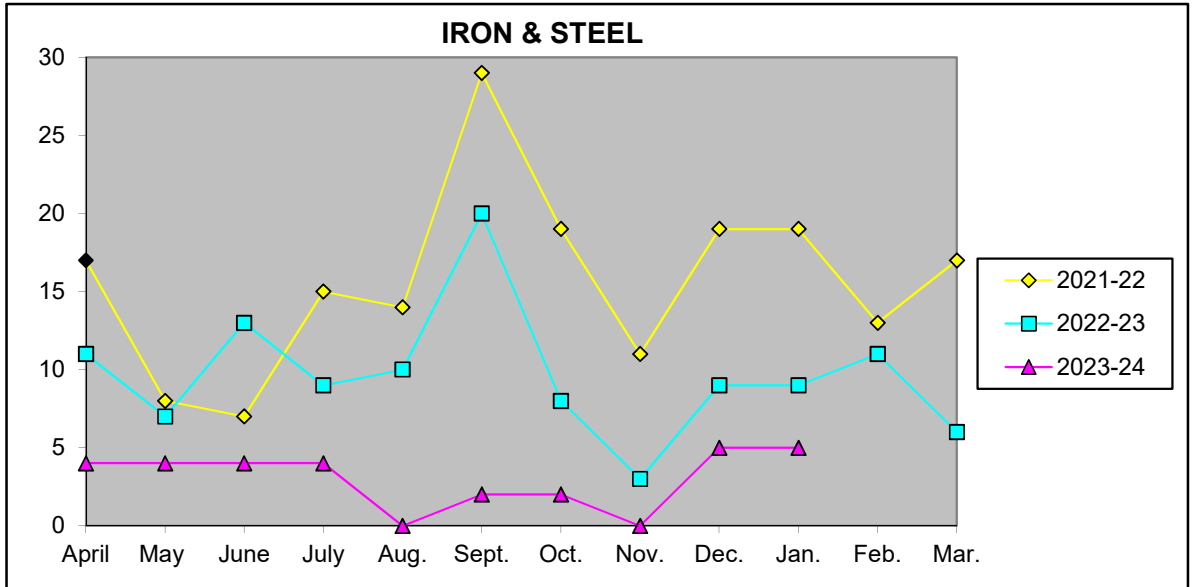
Salt	2021-22	2022-23	2023-24
April	100	128	99
May	78	124	128
June	95	134	74
July	86	115	123
Aug.	85	106	159
Sept.	75	115	142
Oct.	96	100	96
Nov.	95	130	107
Dec.	128	124	122
Jan.	114	131	115
Feb.	130	120	
Mar.	131	124	
Total	1213	1451	1165



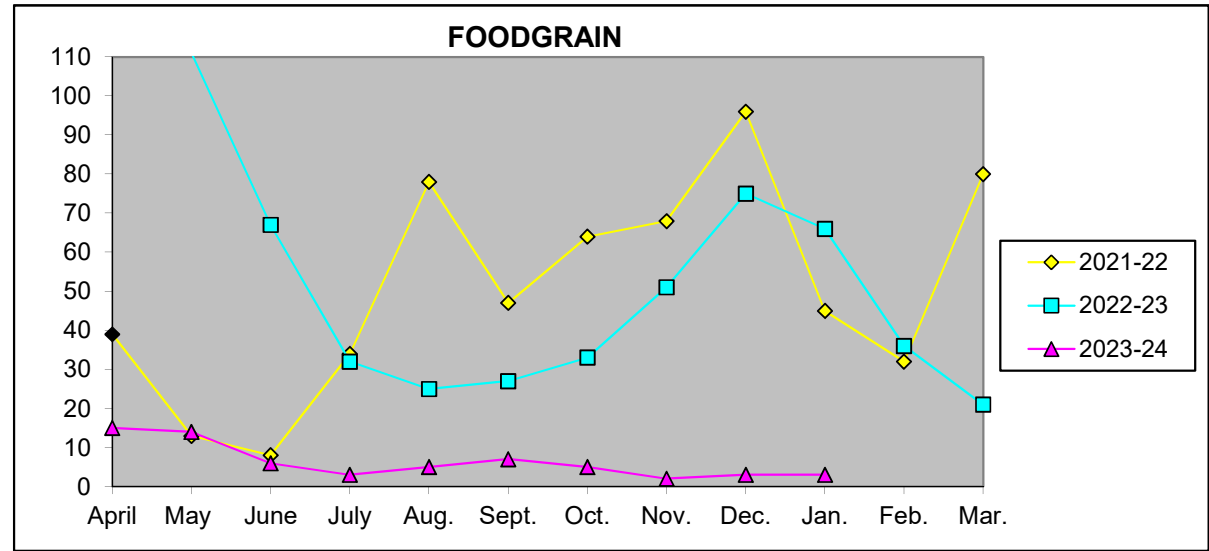
POL	2021-22	2022-23	2023-24
April	39	37	72
May	31	72	77
June	42	54	54
July	59	50	89
Aug.	78	51	76
Sept.	62	58	82
Oct.	71	90	93
Nov.	90	72	42
Dec.	55	68	41
Jan.	46	65	58
Feb.	40	47	
Mar.	66	63	
Total	679	727	684



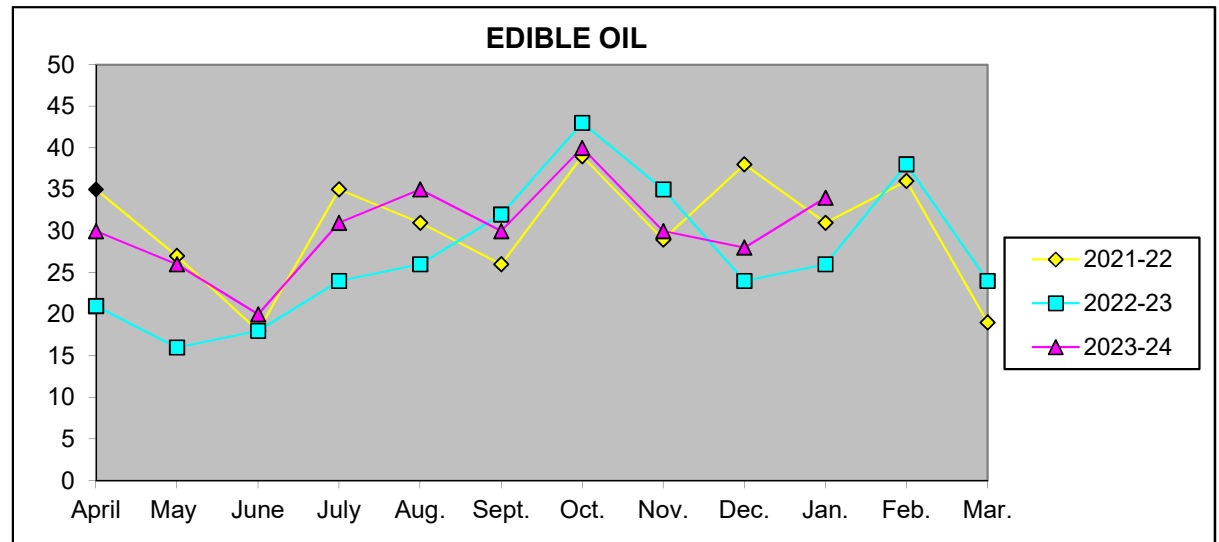
I & S	2021-22	2022-23	2023-24
April	17	11	4
May	8	7	4
June	7	13	4
July	15	9	4
Aug.	14	10	0
Sept.	29	20	2
Oct.	19	8	2
Nov.	11	3	0
Dec.	19	9	5
Jan.	19	9	5
Feb.	13	11	
Mar.	17	6	
Total	188	116	30



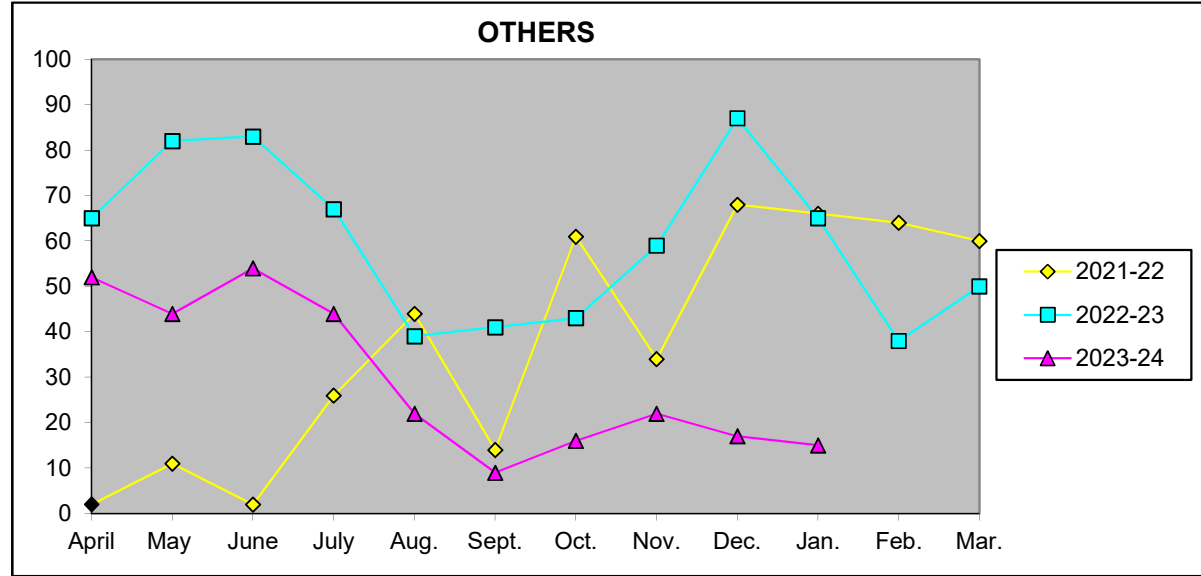
FG	2021-22	2022-23	2023-24
April	39	133	15
May	13	111	14
June	8	67	6
July	34	32	3
Aug.	78	25	5
Sept.	47	27	7
Oct.	64	33	5
Nov.	68	51	2
Dec.	96	75	3
Jan.	45	66	3
Feb.	32	36	
Mar.	80	21	
Total	604	677	63



E.Oil	2021-22	2022-23	2023-24
April	35	21	30
May	27	16	26
June	18	18	20
July	35	24	31
Aug.	31	26	35
Sept.	26	32	30
Oct.	39	43	40
Nov.	29	35	30
Dec.	38	24	28
Jan.	31	26	34
Feb.	36	38	
Mar.	19	24	
Total	364	327	304



Others	2021-22	2022-23	2023-24
April	2	65	52
May	11	82	44
June	2	83	54
July	26	67	44
Aug.	44	39	22
Sept.	14	41	9
Oct.	61	43	16
Nov.	34	59	22
Dec.	68	87	17
Jan.	66	65	15
Feb.	64	38	
Mar.	60	50	
Total	452	719	295



Empty	2021-22	2022-23	2023-24
April	174	160	464
May	178	242	463
June	204	331	370
July	248	525	533
Aug.	185	495	553
Sept.	201	492	392
Oct.	216	499	502
Nov.	269	494	432
Dec.	240	376	453
Jan.	240	412	384
Feb.	201	342	
Mar.	192	422	
Total	2548	4790	4546

