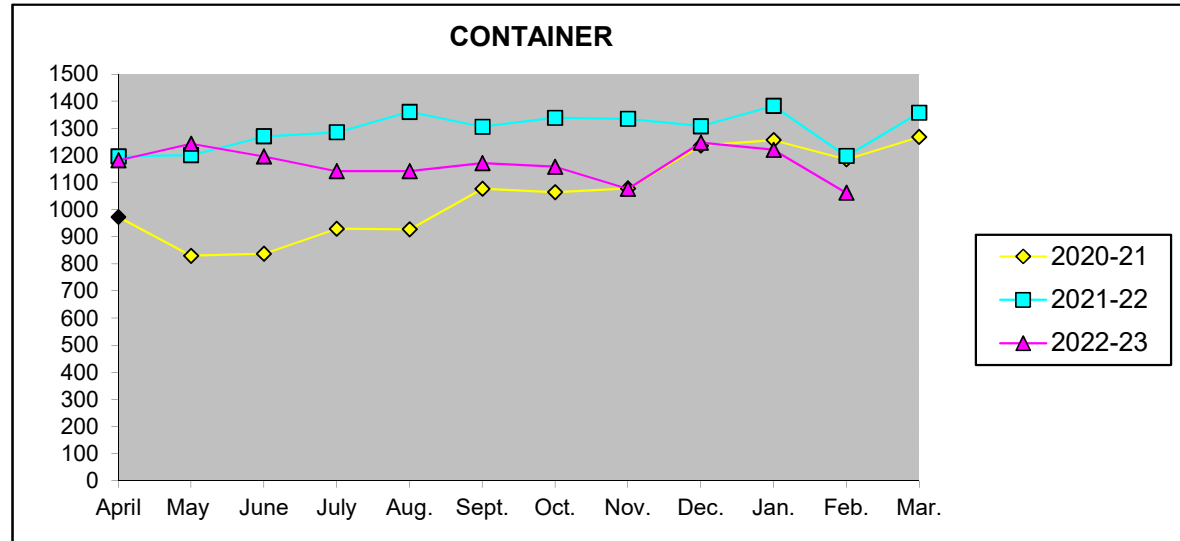
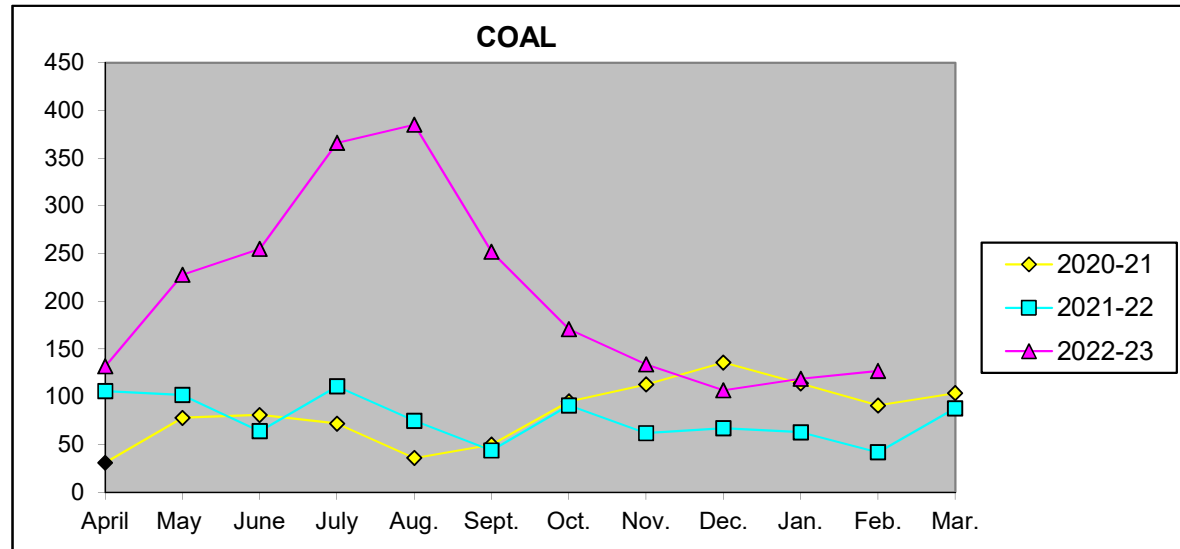


Commodity wise number of Freight Trains moved on Kutch Railway SPV section

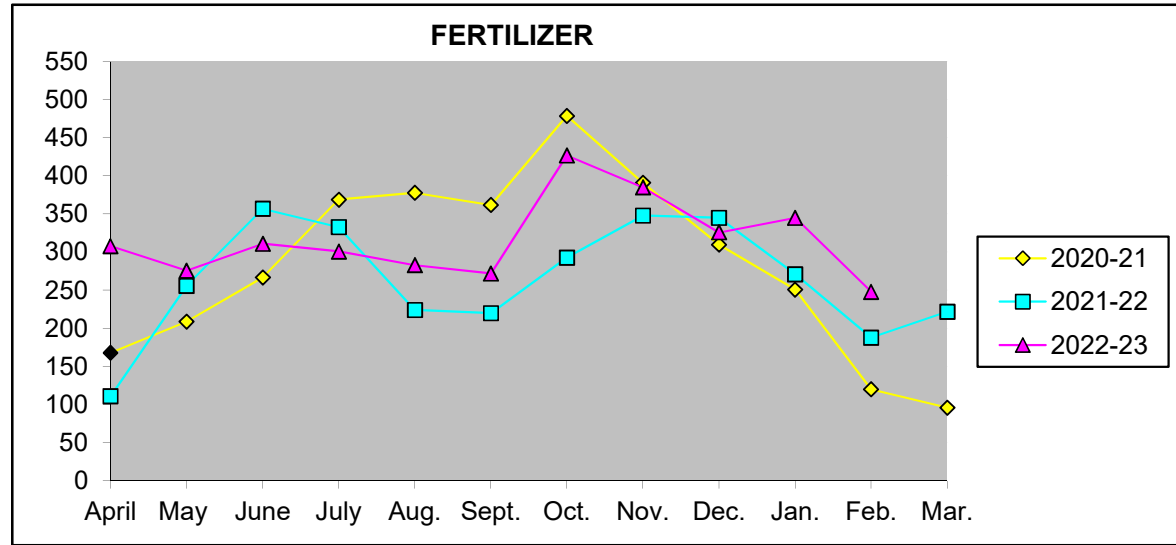
CONT.	2020-21	2021-22	2022-23
April	973	1196	1182
May	830	1201	1243
June	837	1270	1196
July	929	1285	1142
Aug.	927	1361	1142
Sept.	1077	1306	1172
Oct.	1064	1339	1158
Nov.	1078	1335	1077
Dec.	1236	1308	1247
Jan.	1257	1383	1221
Feb.	1186	1198	1062
Mar.	1268	1358	
Total	12662	15540	12842



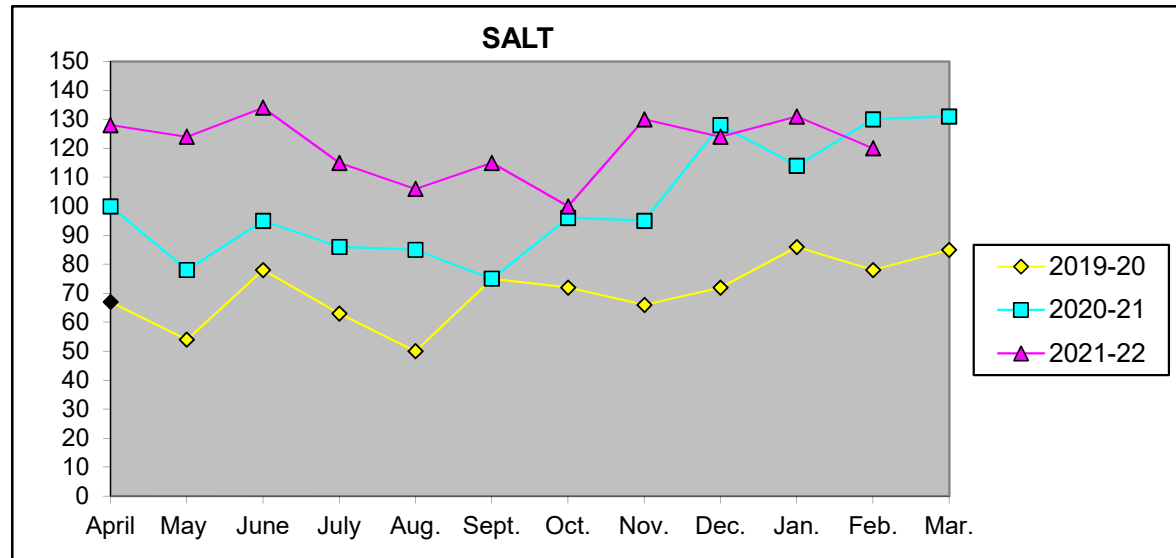
COAL	2020-21	2021-22	2022-23
April	31	106	132
May	78	102	228
June	81	64	255
July	72	111	366
Aug.	36	75	385
Sept.	50	44	252
Oct.	95	91	171
Nov.	113	62	134
Dec.	136	67	107
Jan.	114	63	119
Feb.	91	42	127
Mar.	104	88	
Total	1001	915	2276



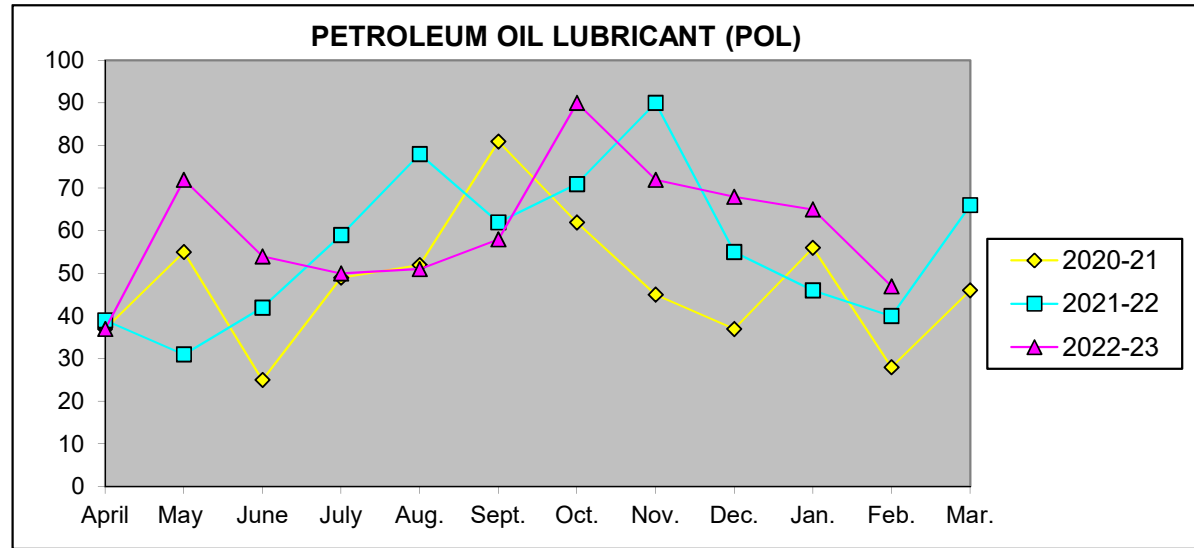
Ferti.	2020-21	2021-22	2022-23
April	168	111	308
May	209	256	276
June	267	357	311
July	369	333	301
Aug.	378	224	283
Sept.	362	220	272
Oct.	479	293	427
Nov.	391	348	385
Dec.	310	345	326
Jan.	251	271	345
Feb.	120	188	248
Mar.	96	222	
Total	3400	3168	3482



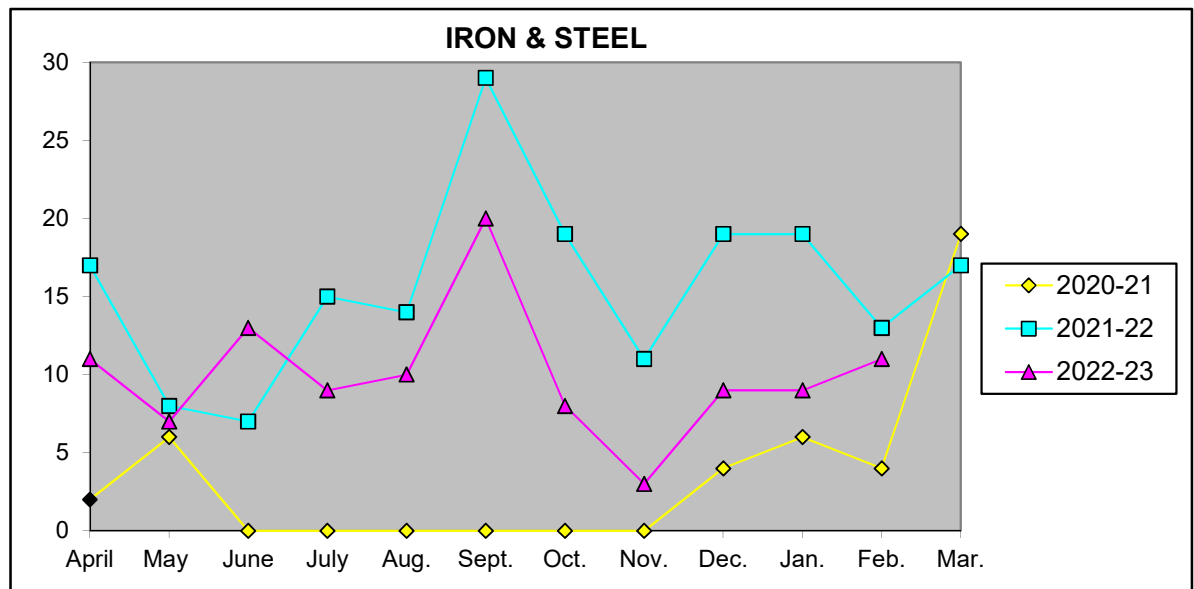
Salt	2019-20	2020-21	2021-22
April	67	100	128
May	54	78	124
June	78	95	134
July	63	86	115
Aug.	50	85	106
Sept.	75	75	115
Oct.	72	96	100
Nov.	66	95	130
Dec.	72	128	124
Jan.	86	114	131
Feb.	78	130	120
Mar.	85	131	
Total	846	1213	1327



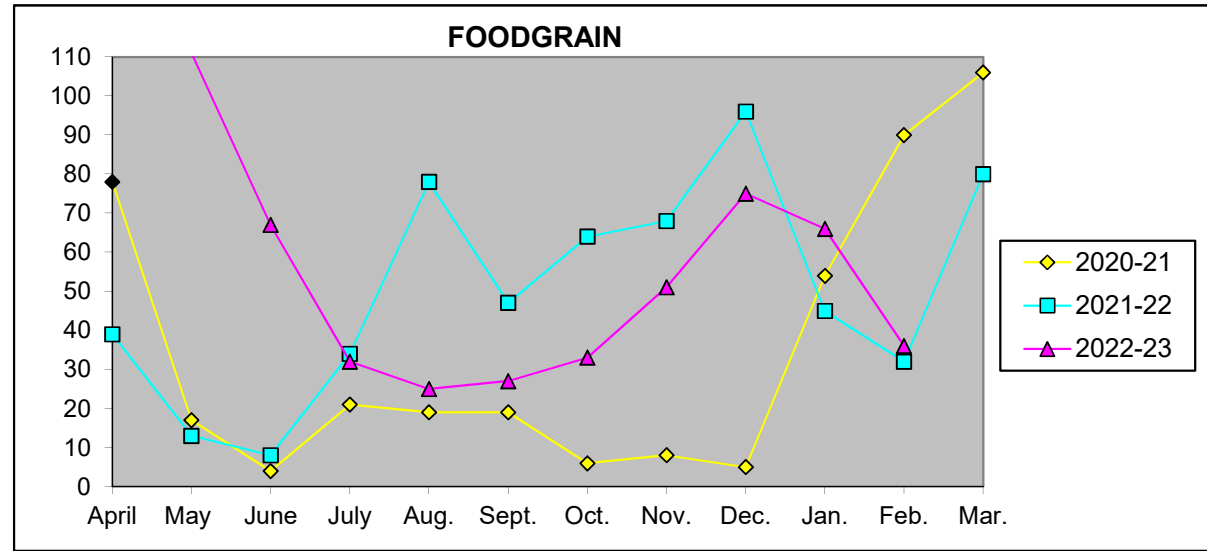
POL	2020-21	2021-22	2022-23
April	37	39	37
May	55	31	72
June	25	42	54
July	49	59	50
Aug.	52	78	51
Sept.	81	62	58
Oct.	62	71	90
Nov.	45	90	72
Dec.	37	55	68
Jan.	56	46	65
Feb.	28	40	47
Mar.	46	66	
Total	573	679	664



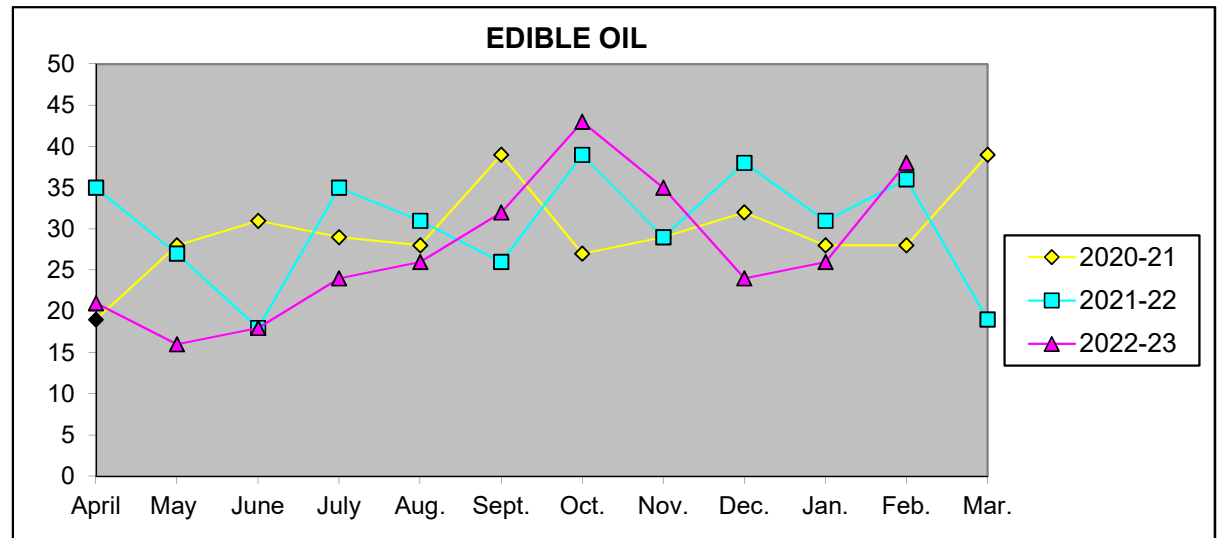
I & S	2020-21	2021-22	2022-23
April	2	17	11
May	6	8	7
June	0	7	13
July	0	15	9
Aug.	0	14	10
Sept.	0	29	20
Oct.	0	19	8
Nov.	0	11	3
Dec.	4	19	9
Jan.	6	19	9
Feb.	4	13	11
Mar.	19	17	
Total	41	188	110



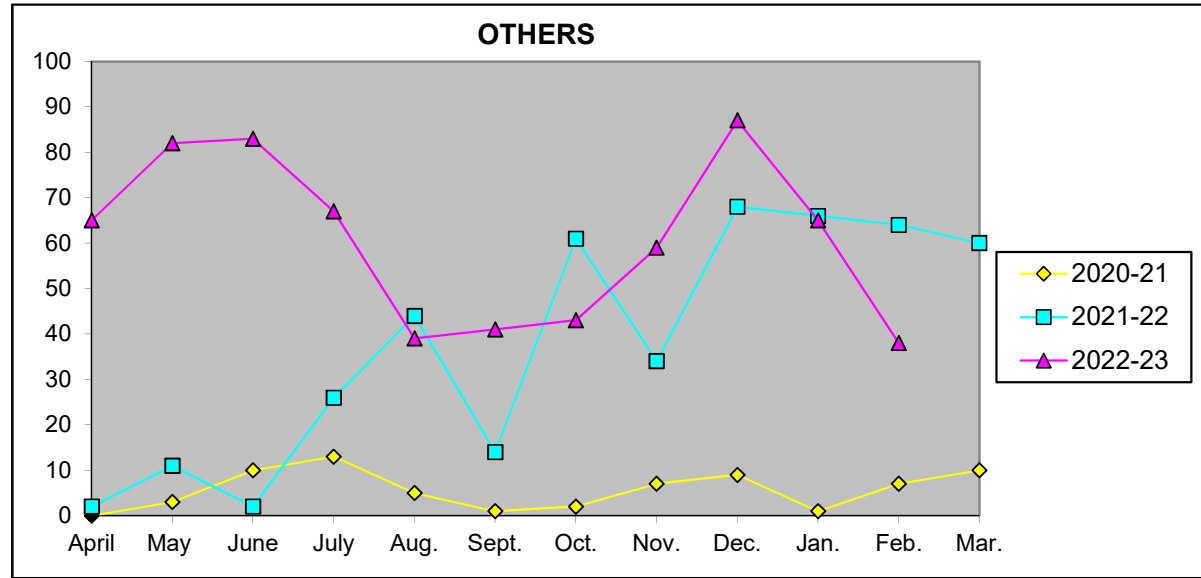
FG	2020-21	2021-22	2022-23
April	78	39	133
May	17	13	111
June	4	8	67
July	21	34	32
Aug.	19	78	25
Sept.	19	47	27
Oct.	6	64	33
Nov.	8	68	51
Dec.	5	96	75
Jan.	54	45	66
Feb.	90	32	36
Mar.	106	80	
Total	427	604	656



E.Oil	2020-21	2021-22	2022-23
April	19	35	21
May	28	27	16
June	31	18	18
July	29	35	24
Aug.	28	31	26
Sept.	39	26	32
Oct.	27	39	43
Nov.	29	29	35
Dec.	32	38	24
Jan.	28	31	26
Feb.	28	36	38
Mar.	39	19	
Total	357	364	303



Others	2020-21	2021-22	2022-23
April	0	2	65
May	3	11	82
June	10	2	83
July	13	26	67
Aug.	5	44	39
Sept.	1	14	41
Oct.	2	61	43
Nov.	7	34	59
Dec.	9	68	87
Jan.	1	66	65
Feb.	7	64	38
Mar.	10	60	
Total	68	452	669



Empty	2020-21	2021-22	2022-23
April	147	174	160
May	200	178	242
June	279	204	331
July	310	248	525
Aug.	270	185	495
Sept.	283	201	492
Oct.	404	216	499
Nov.	330	269	494
Dec.	358	240	376
Jan.	260	240	412
Feb.	145	201	342
Mar.	150	192	
Total	3136	2548	4368

