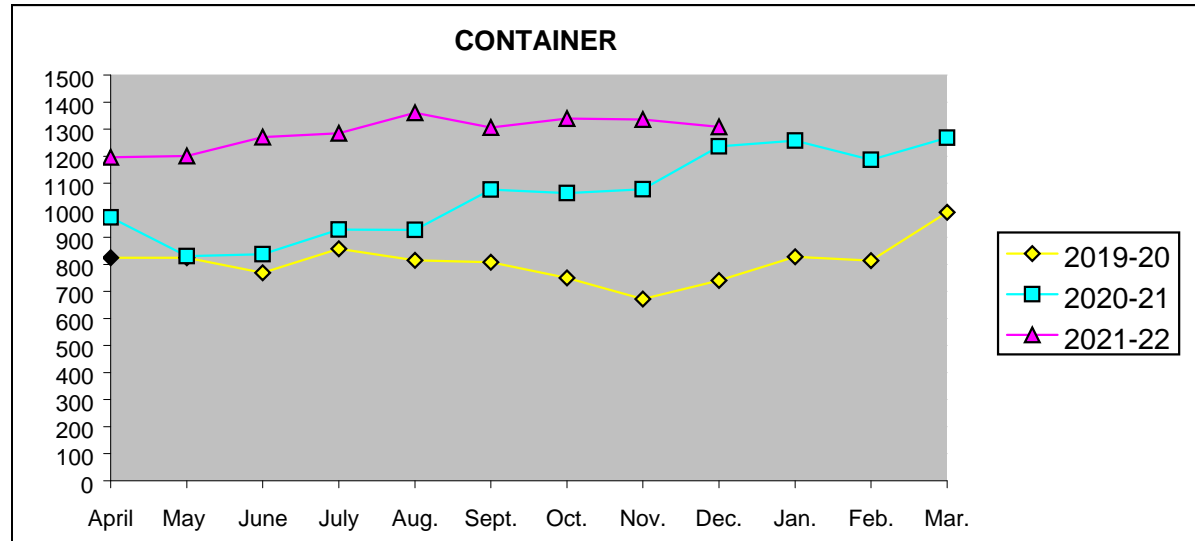
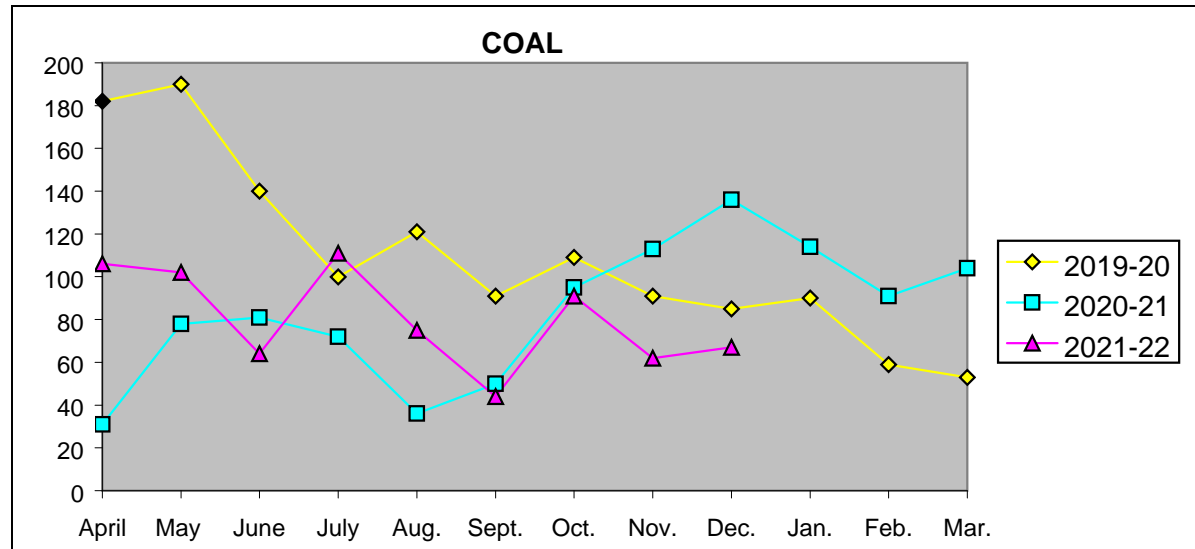


Commodity-wise number of Freight Trains moved on Kutch Railway SPV section

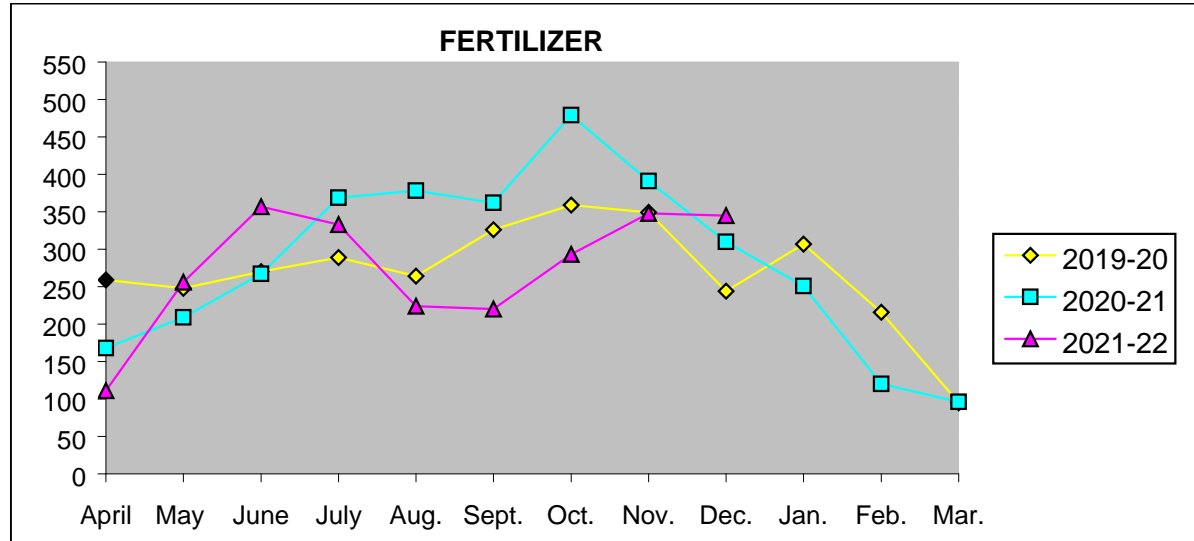
CONT.	2019-20	2020-21	2021-22
April	824	973	1196
May	824	830	1201
June	769	837	1270
July	858	929	1285
Aug.	815	927	1361
Sept.	808	1077	1306
Oct.	750	1064	1339
Nov.	672	1078	1335
Dec.	740	1236	1308
Jan.	828	1257	
Feb.	814	1186	
Mar.	993	1268	
Total	9695	12662	11601



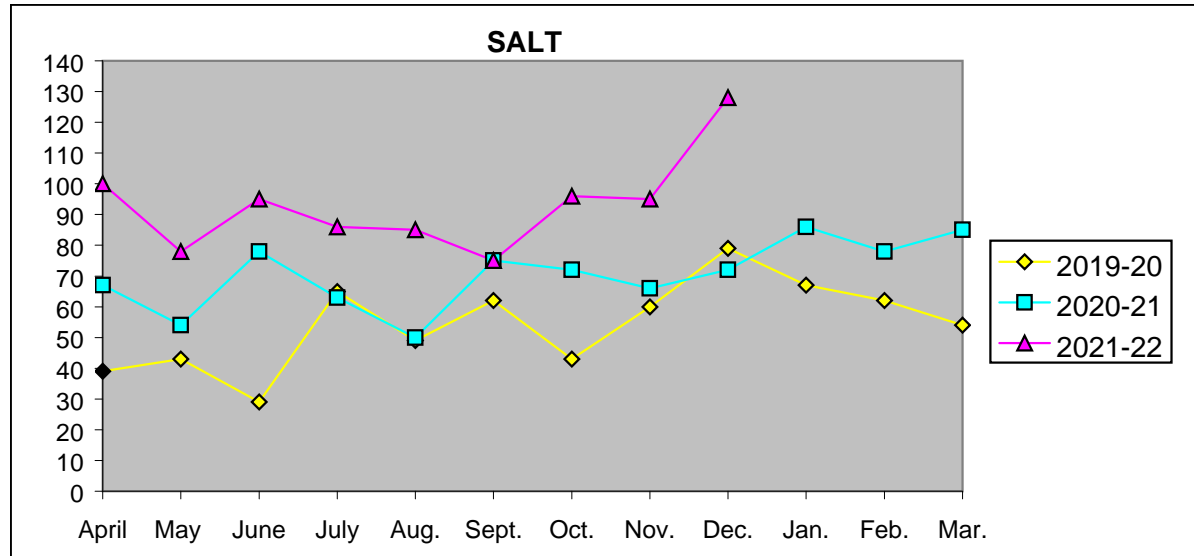
COAL	2019-20	2020-21	2021-22
April	182	31	106
May	190	78	102
June	140	81	64
July	100	72	111
Aug.	121	36	75
Sept.	91	50	44
Oct.	109	95	91
Nov.	91	113	62
Dec.	85	136	67
Jan.	90	114	
Feb.	59	91	
Mar.	53	104	
Total	1311	1001	722



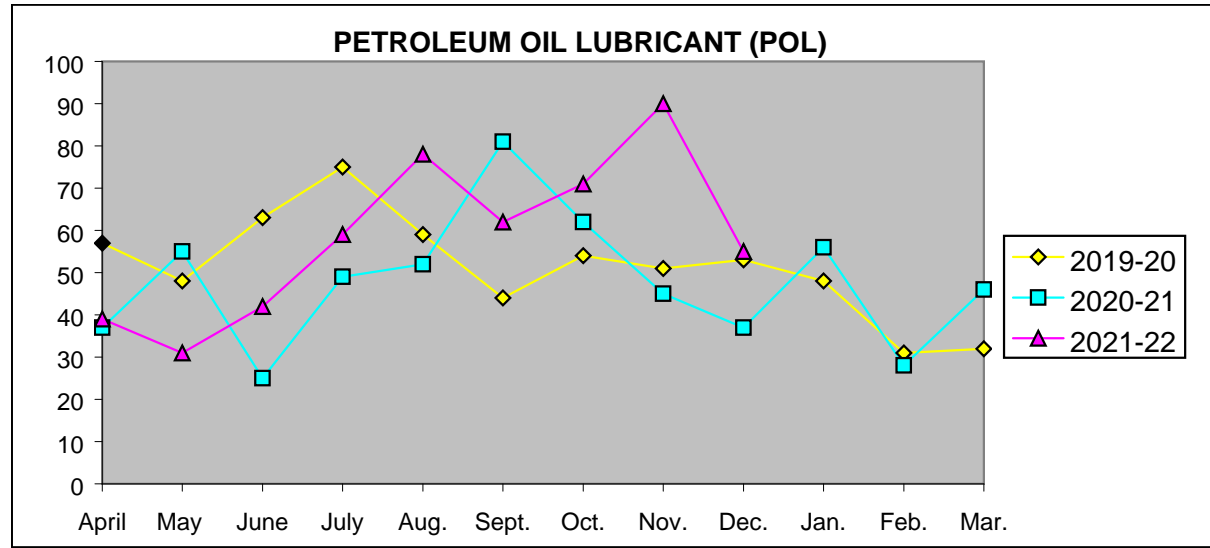
Ferti.	2019-20	2020-21	2021-22
April	259	168	111
May	248	209	256
June	270	267	357
July	289	369	333
Aug.	264	378	224
Sept.	326	362	220
Oct.	359	479	293
Nov.	349	391	348
Dec.	244	310	345
Jan.	307	251	
Feb.	216	120	
Mar.	95	96	
Total	3226	3400	2487



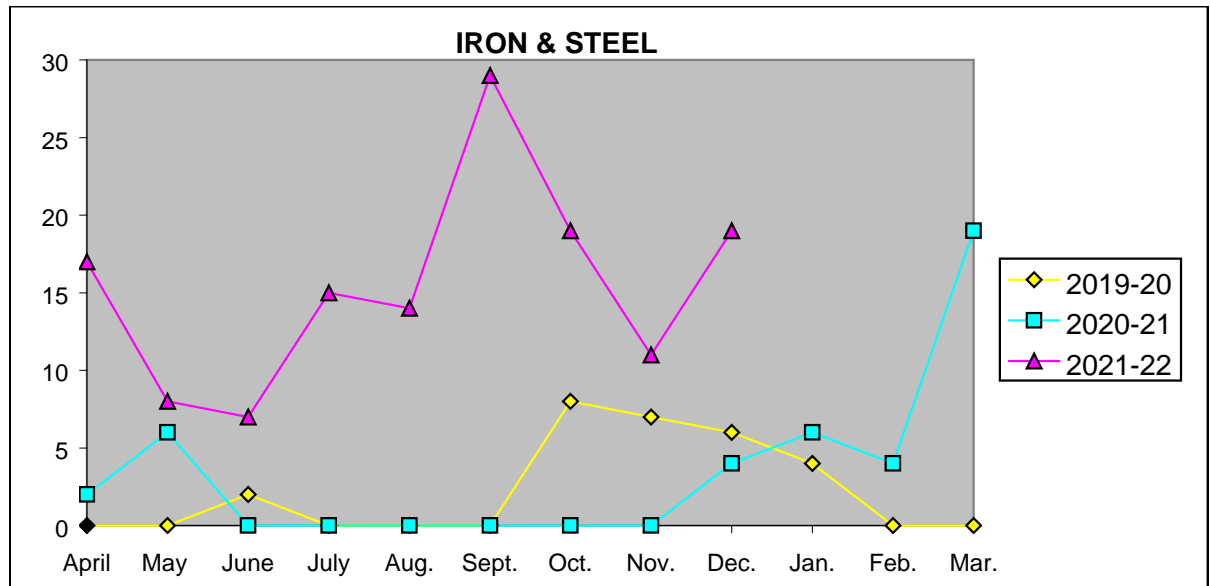
Salt	2019-20	2020-21	2021-22
April	39	67	100
May	43	54	78
June	29	78	95
July	65	63	86
Aug.	49	50	85
Sept.	62	75	75
Oct.	43	72	96
Nov.	60	66	95
Dec.	79	72	128
Jan.	67	86	
Feb.	62	78	
Mar.	54	85	
Total	652	846	838



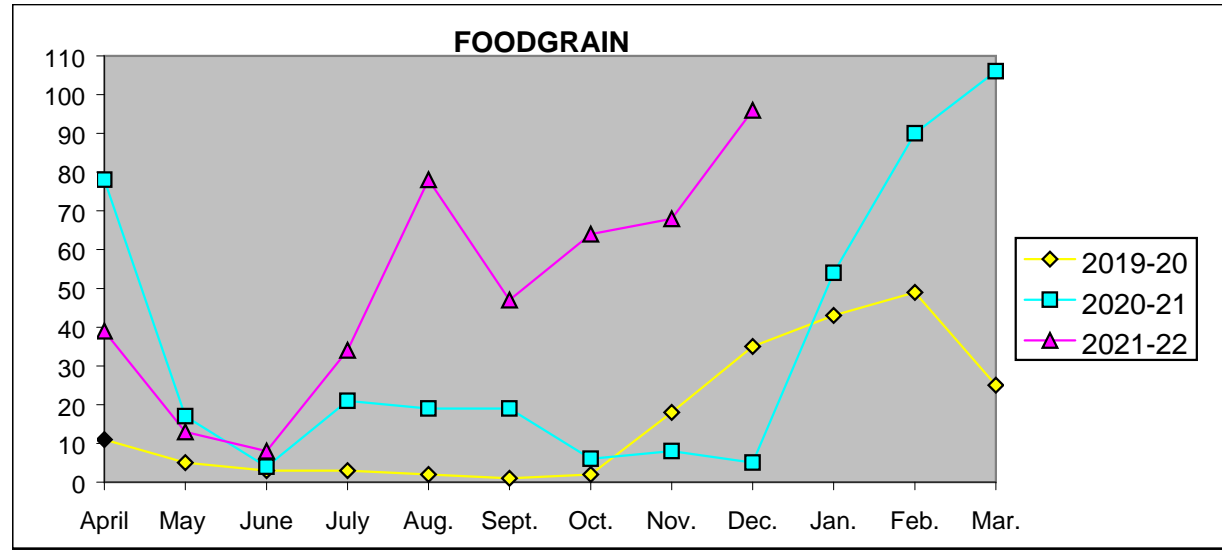
POL	2019-20	2020-21	2021-22
April	57	37	39
May	48	55	31
June	63	25	42
July	75	49	59
Aug.	59	52	78
Sept.	44	81	62
Oct.	54	62	71
Nov.	51	45	90
Dec.	53	37	55
Jan.	48	56	
Feb.	31	28	
Mar.	32	46	
Total	615	573	527



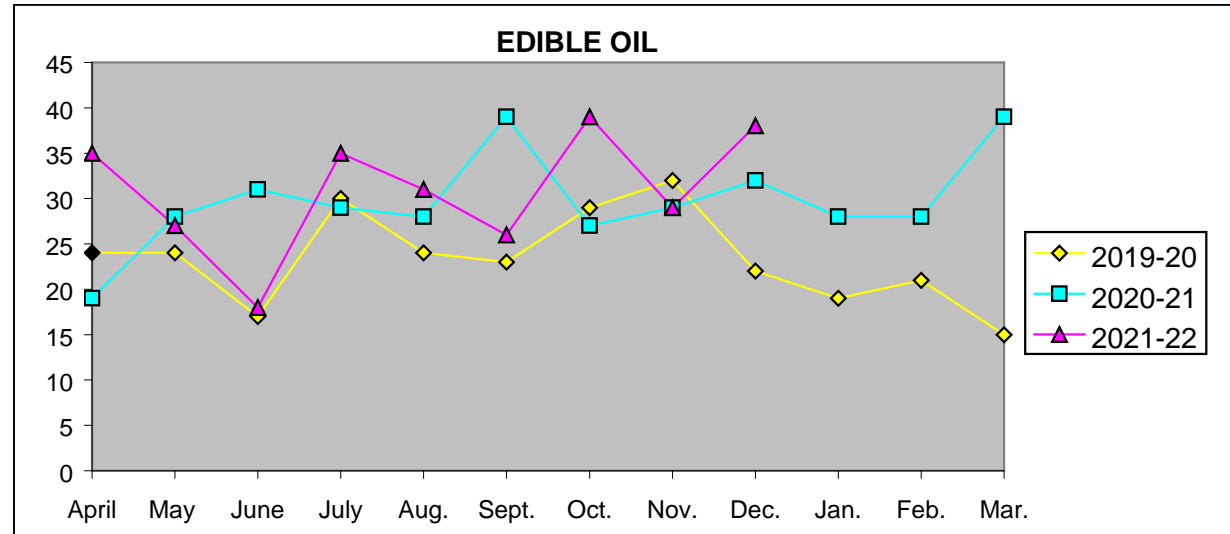
I & S	2019-20	2020-21	2021-22
April	0	2	17
May	0	6	8
June	2	0	7
July	0	0	15
Aug.	0	0	14
Sept.	0	0	29
Oct.	8	0	19
Nov.	7	0	11
Dec.	6	4	19
Jan.	4	6	
Feb.	0	4	
Mar.	0	19	
Total	27	41	139



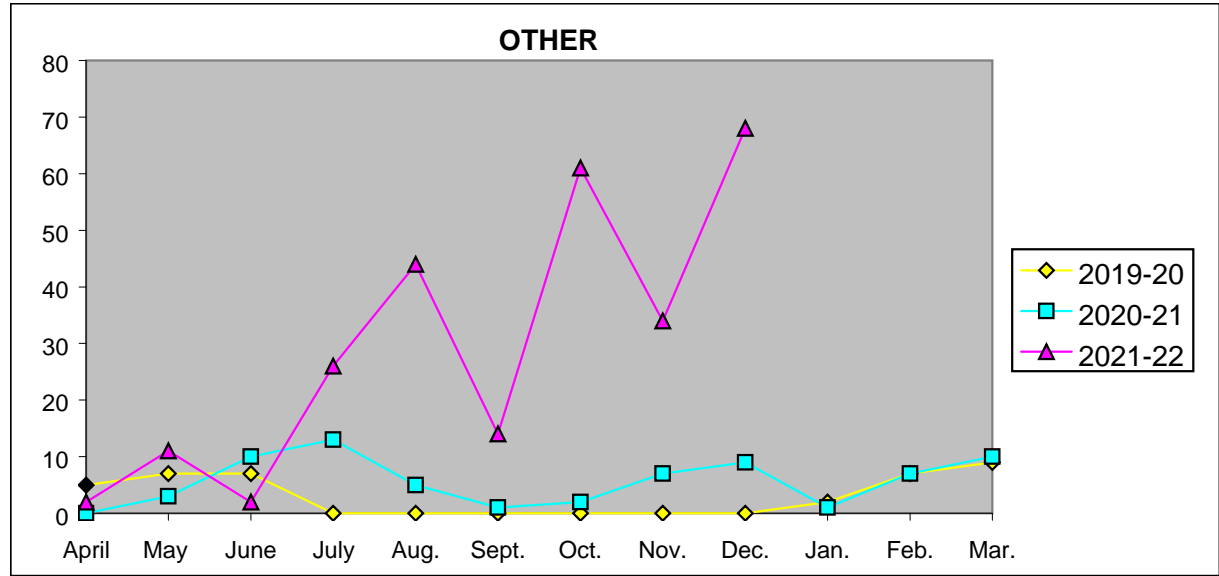
FG	2019-20	2020-21	2021-22
April	11	78	39
May	5	17	13
June	3	4	8
July	3	21	34
Aug.	2	19	78
Sept.	1	19	47
Oct.	2	6	64
Nov.	18	8	68
Dec.	35	5	96
Jan.	43	54	
Feb.	49	90	
Mar.	25	106	
Total	197	427	447



E.Oil	2019-20	2020-21	2021-22
April	24	19	35
May	24	28	27
June	17	31	18
July	30	29	35
Aug.	24	28	31
Sept.	23	39	26
Oct.	29	27	39
Nov.	32	29	29
Dec.	22	32	38
Jan.	19	28	
Feb.	21	28	
Mar.	15	39	
Total	280	357	278



Others	2019-20	2020-21	2021-22
April	5	0	2
May	7	3	11
June	7	10	2
July	0	13	26
Aug.	0	5	44
Sept.	0	1	14
Oct.	0	2	61
Nov.	0	7	34
Dec.	0	9	68
Jan.	2	1	
Feb.	7	7	
Mar.	9	10	
Total	37	68	262



Empty	2019-20	2020-21	2021-22
April	295	147	174
May	289	200	178
June	278	279	204
July	344	310	248
Aug.	303	270	185
Sept.	371	283	201
Oct.	379	404	216
Nov.	360	330	269
Dec.	299	358	240
Jan.	306	260	
Feb.	249	145	
Mar.	253	150	
Total	3726	3136	1915

