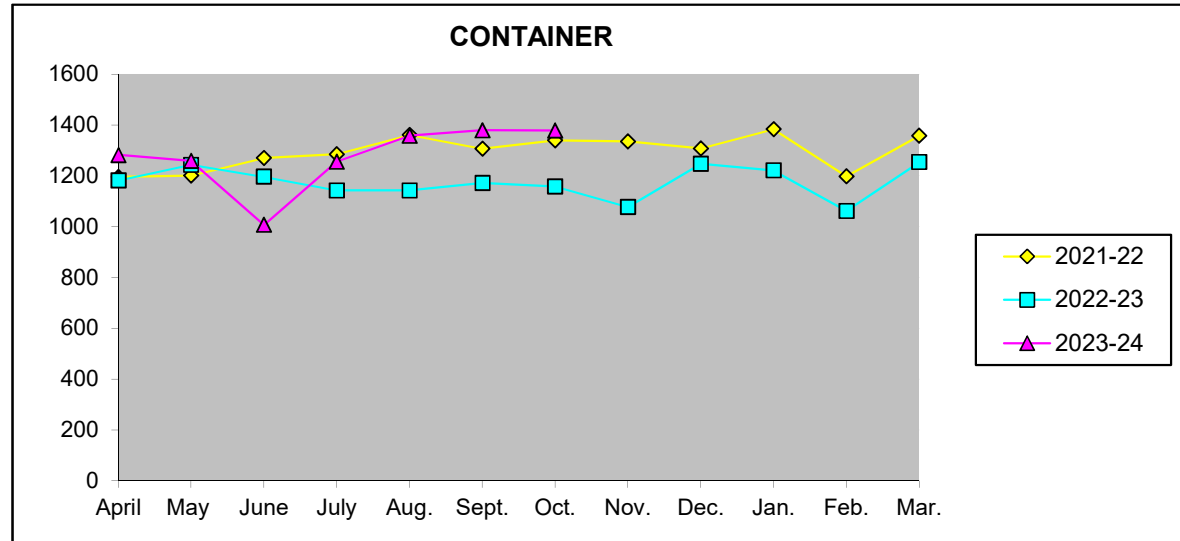
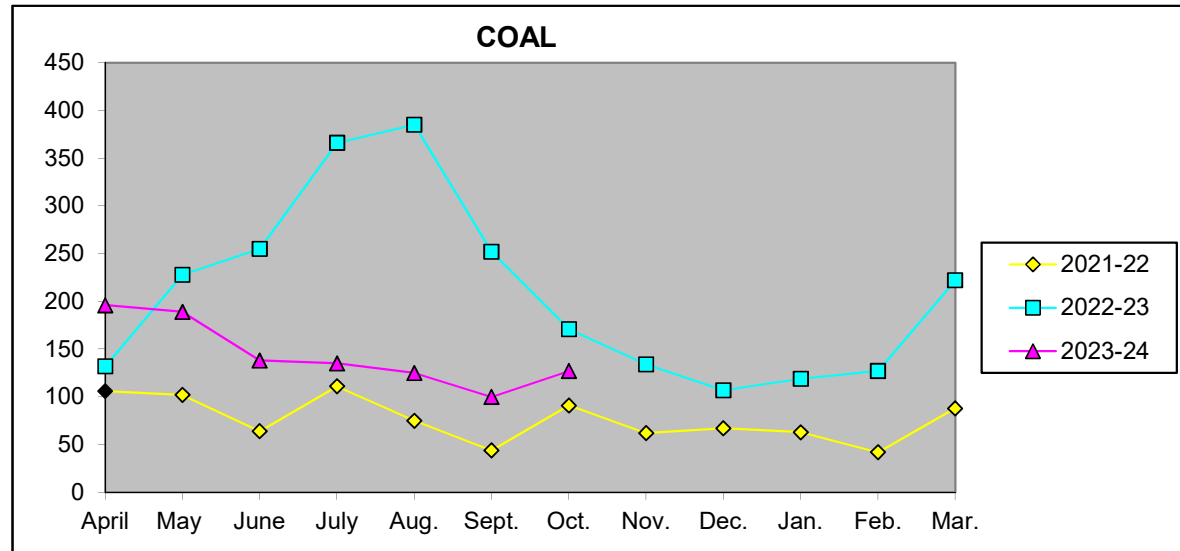


Commodity wise number of Freight Trains moved on Kutch Railway SPV section

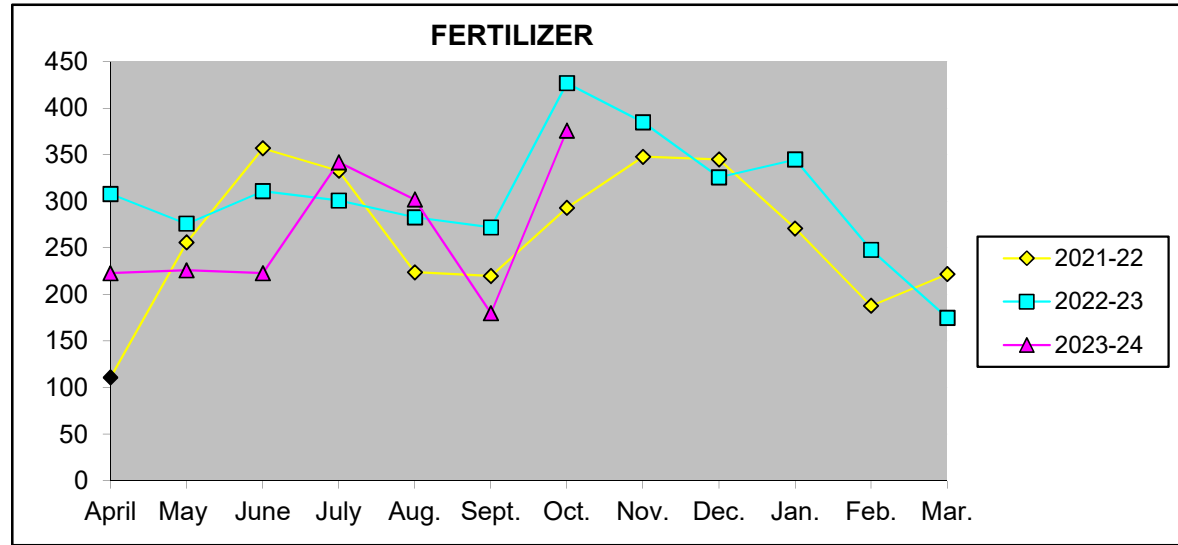
CONT.	2021-22	2022-23	2023-24
April	1196	1182	1282
May	1201	1243	1259
June	1270	1196	1007
July	1285	1142	1256
Aug.	1361	1142	1358
Sept.	1306	1172	1379
Oct.	1339	1158	1378
Nov.	1335	1077	
Dec.	1308	1247	
Jan.	1383	1221	
Feb.	1198	1062	
Mar.	1358	1254	
Total	15540	14096	8919



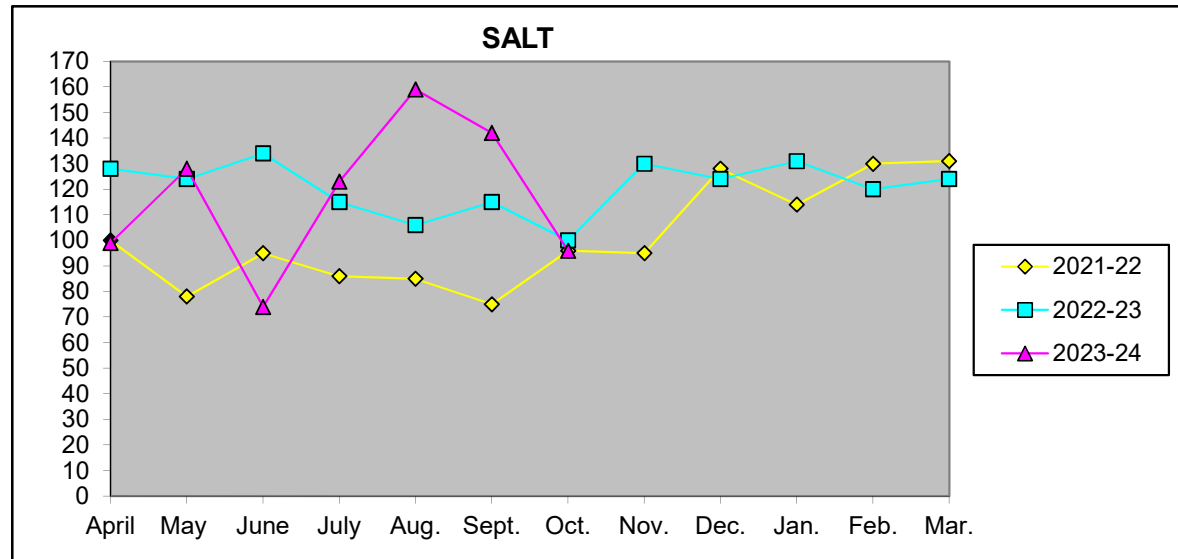
COAL	2021-22	2022-23	2023-24
April	106	132	196
May	102	228	189
June	64	255	138
July	111	366	135
Aug.	75	385	125
Sept.	44	252	100
Oct.	91	171	127
Nov.	62	134	
Dec.	67	107	
Jan.	63	119	
Feb.	42	127	
Mar.	88	222	
Total	915	2498	1010



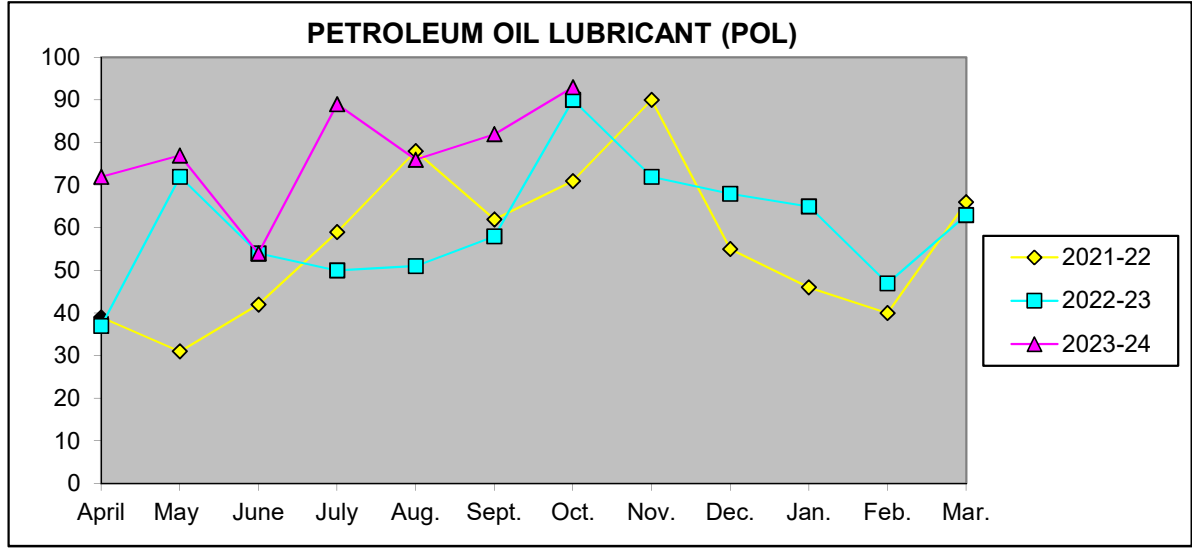
Ferti.	2021-22	2022-23	2023-24
April	111	308	223
May	256	276	226
June	357	311	223
July	333	301	342
Aug.	224	283	302
Sept.	220	272	180
Oct.	293	427	376
Nov.	348	385	
Dec.	345	326	
Jan.	271	345	
Feb.	188	248	
Mar.	222	175	
Total	3168	3657	1872



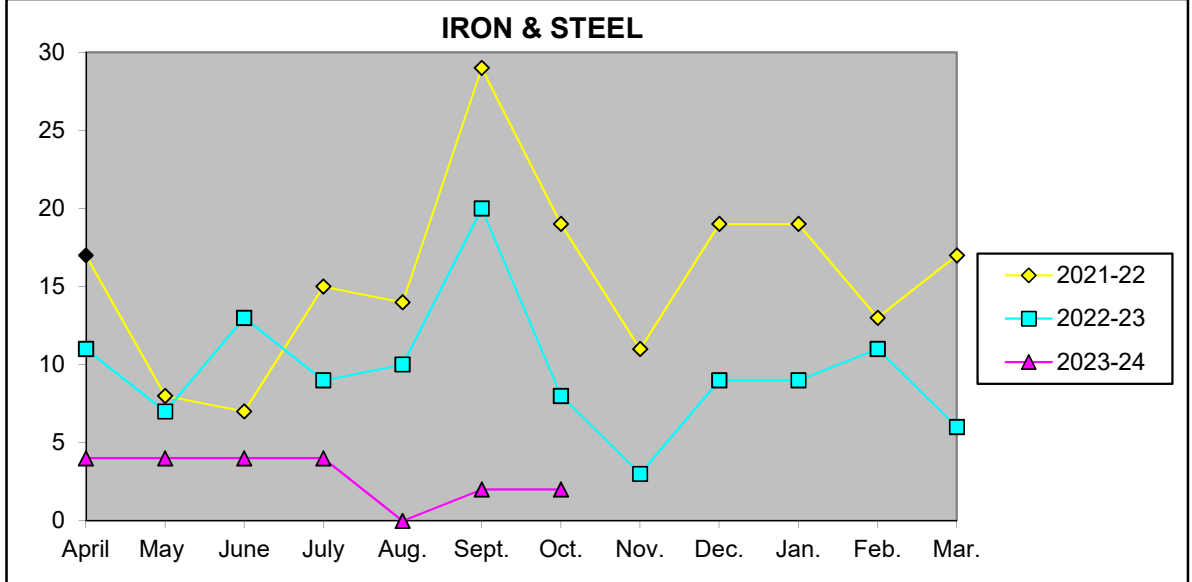
Salt	2021-22	2022-23	2023-24
April	100	128	99
May	78	124	128
June	95	134	74
July	86	115	123
Aug.	85	106	159
Sept.	75	115	142
Oct.	96	100	96
Nov.	95	130	
Dec.	128	124	
Jan.	114	131	
Feb.	130	120	
Mar.	131	124	
Total	1213	1451	821



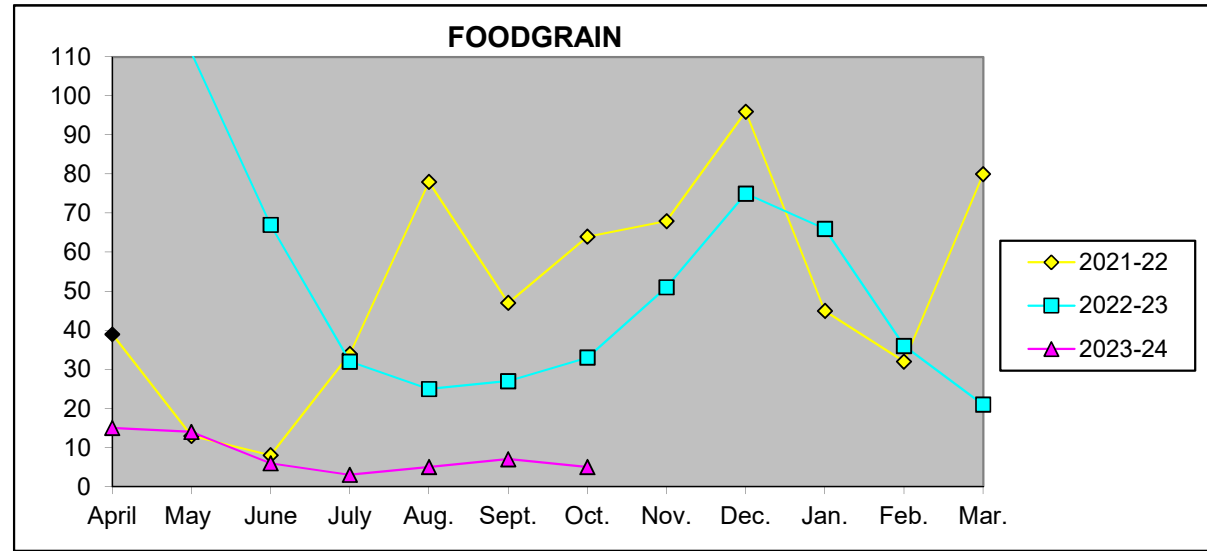
POL	2021-22	2022-23	2023-24
April	39	37	72
May	31	72	77
June	42	54	54
July	59	50	89
Aug.	78	51	76
Sept.	62	58	82
Oct.	71	90	93
Nov.	90	72	
Dec.	55	68	
Jan.	46	65	
Feb.	40	47	
Mar.	66	63	
Total	679	727	543



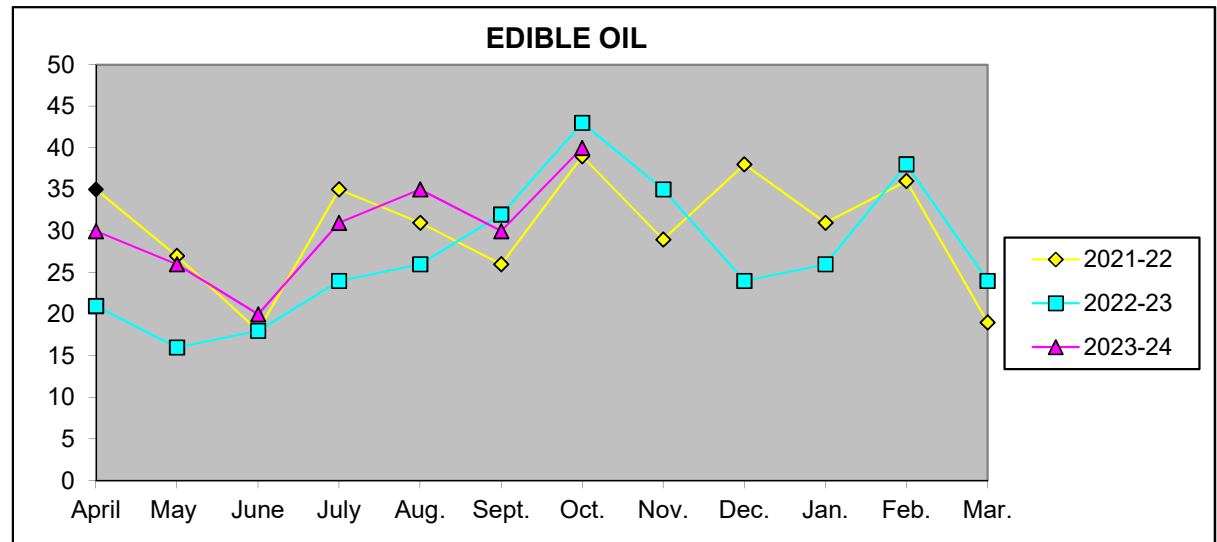
I & S	2021-22	2022-23	2023-24
April	17	11	4
May	8	7	4
June	7	13	4
July	15	9	4
Aug.	14	10	0
Sept.	29	20	2
Oct.	19	8	2
Nov.	11	3	
Dec.	19	9	
Jan.	19	9	
Feb.	13	11	
Mar.	17	6	
Total	188	116	20



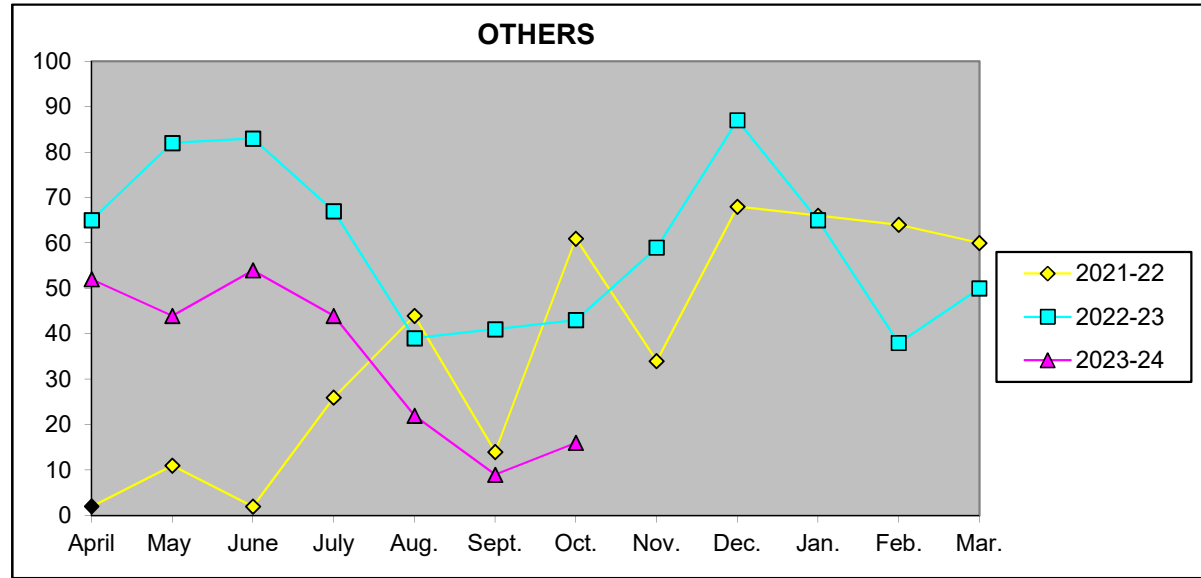
FG	2021-22	2022-23	2023-24
April	39	133	15
May	13	111	14
June	8	67	6
July	34	32	3
Aug.	78	25	5
Sept.	47	27	7
Oct.	64	33	5
Nov.	68	51	
Dec.	96	75	
Jan.	45	66	
Feb.	32	36	
Mar.	80	21	
Total	604	677	55



E.Oil	2021-22	2022-23	2023-24
April	35	21	30
May	27	16	26
June	18	18	20
July	35	24	31
Aug.	31	26	35
Sept.	26	32	30
Oct.	39	43	40
Nov.	29	35	
Dec.	38	24	
Jan.	31	26	
Feb.	36	38	
Mar.	19	24	
Total	364	327	212



Others	2021-22	2022-23	2023-24
April	2	65	52
May	11	82	44
June	2	83	54
July	26	67	44
Aug.	44	39	22
Sept.	14	41	9
Oct.	61	43	16
Nov.	34	59	
Dec.	68	87	
Jan.	66	65	
Feb.	64	38	
Mar.	60	50	
Total	452	719	241



Empty	2021-22	2022-23	2023-24
April	174	160	464
May	178	242	463
June	204	331	370
July	248	525	533
Aug.	185	495	553
Sept.	201	492	392
Oct.	216	499	502
Nov.	269	494	
Dec.	240	376	
Jan.	240	412	
Feb.	201	342	
Mar.	192	422	
Total	2548	4790	3277

